

QIS[®]

CONSTRUCTION CHEMICALS



General Product Catalog

www.qisturkiye.com



ABOUT US

QIS Construction Chemicals has been serving in the construction sector with its experienced and expert staff for more than 6 years in the construction chemicals sector, especially in waterproofing. QIS, which is a new face in the construction sector, exhibits an increasing growth graph with the quality products it produces, the right solutions it conveys in applications and the new products it constantly develops. With its production facility in Kocaeli, QIS products serve every region of Turkey and abroad and continue to be successfully implemented in many important projects.

- ✓ Quality Products**
- ✓ Technical Support**
- ✓ Strong Reference Projects**
- ✓ High R&D Power**
- ✓ Competitive Prices**
- ✓ Fast Shipping**



GUARANTEED Products **PRACTICAL** Solutions



01

WATERPROOFING SYSTEMS

ACRYLIC BASES
BITUMEN BASED
CEMENT BASED

POLYUREA BASED
POLYURETHANE BASED
WATERPROOFING COVERS

1.1

ACRYLIC BASES

QIS ACRIMAX	6
QIS ACRIMAX UV	7
QIS ACRIMAX UV CLR	8
QIS ARK POLIMER CLR	9

1.2

BITUMEN BASED

QIS BITUMAX 1K	10	QIS BITUMAX KBX UV 1000	14
QIS BITUMAX 2K	11	QIS BITUMARD	15
QIS EXTRAFLEX	12	QIS BITUMAX 1K VD	16
QIS BITUMAX SUPERFLEX 2K	13		

1.3

CEMENT BASED

QIS FLEXER FULL	17	QIS SD STOP	22
QIS FLEXER FULL MID	18	QIS CRS	23
QIS FLEXER FULL UV	19	QIS CRS PROMAX	24
QIS FLEXER FULL UV CLR	20	QIS NEGAMAX 2K	25
QIS FLEXER HALF	21	QIS PLUG	26

1.4

POLYUREA BASED

QIS CD POLYUREA	27	QIS POLI HB	29
QIS POLI SF	28	QIS POLI CON	30

1.5

POLYURETHANE BASED

QIS POLIMAX 400	31	QIS POLIMES HB	36
QIS POLIMAX UV 600	32	QIS TRANSTEK PU	37
QIS POBIMAX 1K	33	QIS POBIFLASH	38
QIS POBIMAX 2K 1500	34	QIS HSD 2K	39
QIS POBIMAX 2K EXTRA	35	QIS PU INJECTION 2K	40

1.6

WATERPROOFING COVERS

QIS BITULAY	41
QIS AQUA MAX	42
QIS PVC MEMBRAN	43

02

PROTECTIVE COATINGS AND INSULATION PAINTS

QIS ALB UV	46	QIS NKX	50
QIS EPO GUARD	47	QIS QGLASS	51
QIS QFLEX CLR	48	QIS SB EMPRENYE	52
QIS FIRE STOP	49	QIS REP AST	53

03

SURFACE COATING PRODUCTS

QIS FLOOR EP TC	56	QIS YS 100 KORUNT	60	QIS FLOOR SL 20	64
QIS FLOOR EP SL	57	QIS FLOOR LS 150	61	QIS BRAS	65
QIS FLOOR EP TX	58	QIS FLOOR SS 150	62	QIS DEKORATON	66
QIS YS 100 QUARZ	59	QIS FLOOR SL 10	63		

04

PRIMERS

QIS PRIM 100	70	QIS EPO ASTAR SF	74	QIS QCONTACT	78
QIS DEKORAS	71	QIS EPO ASTAR NT	75	QIS BITUM ASTAR	79
QIS PU ASTAR 1K	72	QIS EPO ASTAR SB	76	QIS SEREX	80
QIS PU ASTAR 2K EX	73	QIS EPO ASTAR FL	77		

05

REPAIR AND STRENGTHENING SYSTEMS

QIS QPOX	84	QIS GROUT 3000	91	QIS CARBON PL	98
QIS REPFIX 100 S	85	QIS GROUT EP 3K	92	QIS CARBON TY 300	99
QIS REPFIX 300 S	86	QIS QPEG PLX	93	QIS CARBON CY 600	100
QIS REPFIX 500 S	87	QIS QPEG EPX	94	QIS CARBON EPO	101
QIS EPO REPAIR 2K	88	QIS BETOCON C25	95	QIS CARBON EPO PL	102
QIS GROUT	89	QIS BETOCON C40	96	QIS EPO INJECT 2K	103
QIS GROUT FAST	90	QIS BETOCON C60	97	QIS EPO GL 2K	104

06

JOINT FILLERS AND ADHESIVES

QIS QBOND	108	QIS FIXMAX FLEX PU	112	QIS SL DERZ	116
QIS FIXMAX SR	109	QIS POFIX	113	QIS BITUMAS	117
QIS FIXMAX FLEX	110	QIS POMA 35	114		
QIS AQUA BOND	111	QIS EPODERZ	115		

07

CONCRETE ADDITIVES

QIS CRS LIQUID	120	QIS QLATEX PRK	124	QIS FLUMAX S 100	128
QIS HYDRO N1	121	QIS ANTIFROST -20	125	QIS FLUMAX H 100	129
QIS HYDRO BP	122	QIS ANTIFROST -40	126	QIS HYDRO MAX	130
QIS QLATEX	123	QIS FLUMAX M 300	127	QIS SVK 1000 T	131

08

THERMAL INSULATION PRODUCTS

QIS YAPIMAX	134	QIS TERMOMAX	137
QIS SIVAMAX	135	QIS ORGAFIX	138
QIS DEKOMAX	136		

09

CURING, MOULDING OILS and SPECIAL CHEMICALS

QIS AK 70	142	QIS CL 50	146	QIS DECO MOLD	150
QIS AK 35	143	QIS MOLDEX SKL 400	147	QIS BETORIPPER	151
QIS PF 70	144	QIS MOLDEX SKL 400 K	148	QIS PU TİNER	152
QIS CL 100	145	QIS MOLDEX PC KAY	149		

10

ANCILLARY PRODUCTS

QIS CHAMFERING BAND	156	QIS BAND TPE/EPDM	159
QIS BUTYL BANDS	157	QIS PVC WATER	160
QIS INFLATABLE BANDS	158	RETAINING BANDS	



WATER- PROOFING SYSTEMS

a. ACRYLIC BASES

QIS ACRIMAX
QIS ACRIMAX UV
QIS ACRIMAX UV CLR
QIS ARK POLIMER CLR

b. BITUMEN BASED

QIS BITUMAX 1K
QIS BITUMAX 2K
QIS EXTRAFLEX
QIS BITUMAX SUPERFLEX 2K
QIS BITUMAX KBX UV 1000
QIS BITUMARD
QIS BITUMAX 1K VD

c. CEMENT BASED

QIS FLEXER FULL
QIS FLEXER FULL MID
QIS FLEXER FULL UV
QIS FLEXER FULL UV CLR
QIS FLEXER HALF
QIS SD STOP
QIS CRS
QIS CRS PROMAX
QIS NEGAMAX 2K
QIS PLUG

d. POLYUREA BASED

QIS CD POLYUREA
QIS POLI SF
QIS POLI HB
QIS POLI CON

e. POLYURETHANE BASED

QIS POLIMAX 400
QIS POLIMAX UV 600
QIS POBIMAX 1K
QIS POBIMAX 2K 1500
QIS POBIMAX 2K EXTRA
QIS POLIMES HB
QIS TRANSTEK PU
QIS POBIFLASH
QIS HSD 2K
QIS PU INJECTION 2K

f. WATERPROOFING COVERS

QIS BITULAY
QIS AQUA MAX
QIS PVC MEMBRAN

01

QIS ACRIMAX

ELASTOMERIC RESIN BASED, WATERPROOFING COATING



DESCRIPTION

QIS ACRIMAX is an acrylic, elastomeric resin-based, single-component, water-based, elastic waterproofing coating.

USAGE AREAS

- On all cement-based screed, plaster, gross concrete, slab,
- In the waterproofing of wet volumes
- In ceramic and under screed applications,
- As waterproofing material under paint and coating on exterior facades,
- On all absorbent surfaces with undesirable UV resistance.

CHARACTERISTICS

- It is single component and easy to apply.
- It has a high adhesion strength to cement-based surfaces.
- It prevents carbonation on the concrete surface.
- It creates a jointless and seamless coating.
- It provides impermeability.
- Since it is elastic, it covers the micro cracks in the structure.
- It does not prevent the passage of steam.
- It prevents corrosion of the reinforcement.
- It is resistant to freezing-thawing.
- It can be applied to horizontal and vertical surfaces.
- It is not harmful and flammable. It does not contain solvent.

APPLICATION METHOD

Surface Preparation

- The surface to be applied must be very clean and free of dust, oil and curing materials. Cracks and broken places on the application surface should be repaired.
- Before application, the surface must be primed with QIS PRIM 100.
- The product obtained by adding the same amount of water to the product itself can also be used as a primer.
- It should be allowed to dry for at least 1 hour after primer application (20°C).

Application

- The material should be mixed in its own container before use. (400-600 rpm)
- The first coat can be applied by mixing with the mixer for 3-5 minutes.
- The material can be applied to the surface with a brush, roller or airless spray.
- The application should be done in at least 2 coats. Coats should be applied perpendicularly to each other.
- The second coat should be applied within an average of 3-6 hours (20°C) after the first coat has dried.

- In applications, the thickness of each coat should not exceed 1.5 mm.
- The product should be protected from all external factors for at least 2 days after application.

Application Conditions

- There should be no external factors such as rain, snow, frost during the application of the material.
- The material should be applied to the dry surface.
- The environment should be ventilated in indoor applications.

CONSUMPTION

500-750 gr/m²/each coat according to the absorption rate of the surface.

Average consumption;

For 1 mm dry film thickness; 1.50 kg /m²

PACKAGING AND STORAGE

20 kg bucket.

In its original packaging, when stored in ventilated, dry and protected environments at +5°C / +25°C, protected from sun, rain and frost, its shelf life is 1 year from the date of manufacture. Opened packages should be used within a maximum of one week if they are tightly sealed again.

SAFETY PRECAUTIONS

Contact of the product with the skin and eyes should be prevented, and in case of contact, it should be washed with plenty of water. If swallowed, drink a few glasses of water immediately and seek medical advice. In case of contact with eyes, they should be washed immediately with plenty of water and medical assistance should be obtained. Gloves and protective goggles should be used during use.

TECHNICAL DATA

Material structure	Water-based acrylic resin (White)
Density	1.40 ± 0.02 kg/lt
Application temperature	+10°C / +35°C
Service temperature	-20°C / +80°C
Flexibility	> %250
Drying time (20°C)	4-5 hours first, 48 hours final (+20°C)
Capillary water absorption	≤ 0.1kg.m ² .hours ^{0,5}
Adhesion strength	≥ 1 N/mm ²
Crack bridging	≥ 2 mm (+20°C)

The above values are given at +20°C and for 50% relative humidity. High temperatures shorten the time, low temperatures prolong the time.

QIS ACRIMAX UV

ELASTOMERIC RESIN BASED, UV RESISTANT, WATERPROOFING COATING



DESCRIPTION

QIS ACRIMAX UV is an acrylic, elastomeric resin-based, single-component, water-based, UV resistant, elastic waterproofing coating.

USAGE AREAS

- All cement based screed, plaster,
- Indoors and outdoors,
- Gross concrete, on the slab, in places exposed to atmospheric aggressive external effects, in structures exposed to solvent salt effects,
- On the exterior facades of the building,
- In vertical and horizontal applications,
- On the terraces,
- On the roofs,
- In concrete, zinc and precast streams.

CHARACTERISTICS

- It is single component and easy to apply.
- It has a high adhesion strength to cement-based surfaces.
- It prevents carbonation on the concrete.
- It creates a jointless and seamless coating.
- It provides impermeability.
- Since it is elastic, it covers the micro cracks in the structure.
- It does not prevent the passage of steam.
- It provides a good appearance in terms of decoration.
- It prevents corrosion of the reinforcement.
- It is resistant to freezing-thawing event.
- It can be applied to horizontal and vertical surfaces.
- It is not harmful and flammable. It does not contain solvent.
- It is UV resistant.

APPLICATION METHOD

Surface Preparation

- The surface to be applied must be very clean and free of dust, oil and curing materials. Cracks and broken places on the application surface should be repaired.
- Before application, the surface must be primed with QIS PRIM 100.
- The product obtained by adding the same amount of water to the product itself can also be used as a primer.
- It should be allowed to dry for at least 1 hour after primer application (20°C).

Application

- The material should be mixed in its own container before use. (400-600 rpm)
- The first coat can be applied by mixing with the mixer for 3-5 minutes.
- The material can be applied to the surface with a brush, roller or airless spray.
- The application should be done in at least 2 coats. Coats should be applied perpendicularly to each other.

- The second coat should be applied within an average of 3-6 hours (20°C) after the first coat has dried.
- In applications, the thickness of each coat should not exceed 1.5 mm.
- The product should be protected from all external factors for at least 2 days after application.

Application Conditions

- There should be no external factors such as rain, snow, frost during the application of the material.
- In applications, the thickness of each coat should not exceed 1.5 mm.
- The environment should be ventilated in indoor applications.

CONSUMPTION

500-750 gr/m²/each coat according to the absorption rate of the surface
Average consumption;

For 1 mm dry film thickness: 1.50 kg /m²

In gutters and streams : 3-4 kg /m²

On the terraces : 2-3 kg /m²

PACKAGING AND STORAGE

20 kg bucket.

In its original packaging, when stored in ventilated, dry and protected environments at +5°C / +25°C, protected from sun, rain and frost, its shelf life is 1 year from the date of manufacture. Opened packages should be used within a maximum of one week if they are tightly sealed again.

SAFETY PRECAUTIONS

Contact of the product with the skin and eyes should be prevented, and in case of contact, it should be washed with plenty of water. If swallowed, drink a few glasses of water immediately and seek medical advice. In case of contact with eyes, they should be washed immediately with plenty of water and medical assistance should be obtained. Gloves and protective goggles should be used during use.

TECHNICAL DATA

Material structure	Water-based Acrylic resin
Color	White
Density	1.40 ± 0.02 kg/Lt
Application temperature	+10°C/+35°C
Service temperature	-20°C/ +80°C
Flexibility	> %250
Drying time (20°C)	4-5 hours first, 48 hours final (+20°C)
Capillary water absorption	≤ 0.1kg.m ² .hours ^{0.5}
Adhesion strength	≥ 1 N/mm ² [EN 14891]
Crack bridging	≥ 2 mm (+20°C) [EN 14891]

The above values are given at +20°C and for 50% relative humidity.
High temperatures shorten the time, low temperatures prolong the time.

QIS ACRIMAX UV CLR

ACRYLIC ELASTIC POLYMER BASED, COLORED WATERPROOFING COATING



DESCRIPTION

QIS ACRIMAX UV CLR is an acrylic, elastomeric resin based, single component, water based, UV resistant elastic waterproofing coating that can be produced in different colors, reinforced with special components.

USAGE AREAS

- In the insulation of terraces, roofs, balconies and wet areas,
- On concrete, screed, plaster, wood, metal surfaces,
- On surfaces with spray polyurethane thermal insulation,
- As insulation material on exterior facades,
- On asphalt and concrete floors.

CHARACTERISTICS

- It is single component and easy to apply.
- There are different color options, blue, red, green and gray.
- It has a high adhesion strength to cement-based surfaces.
- It prevents carbonation on the concrete.
- It creates a jointless and seamless coating.
- It has high elasticity.
- It does not prevent the passage of steam.
- It provides a good appearance in terms of decoration.
- It prevents corrosion of the reinforcement.
- It is resistant to freezing-thawing.
- It can be applied to horizontal and vertical surfaces.
- It is not harmful and flammable. It does not contain solvent.
- It is hygienic, carcinogen-free.
- It is UV resistant.
- It is resistant to light pedestrian traffic.

APPLICATION METHOD

Surface Preparation

- The surface to be applied must be very clean and free of dust, oil and curing materials. Cracks and broken places on the application surface should be repaired.
- Before application, the surface must be primed with QIS PRIM 100.
- The product obtained by adding the same amount of water to the product itself can also be used as a primer.
- It should be allowed to dry for at least 1 hour after primer application (20°C).

Application

- Before using the material, it should be mixed in its own container for at least 5 minutes. (400-600 rpm)
- The material should be applied to the dry surface.
- The material can be applied to the primed surface with a brush, roller or airless spray.

- The application should be done in at least 2 coats. Coats should be applied perpendicularly to each other.
- The second coat should be applied within an average of 3-6 hours (20°C) after the first coat has dried.

Application Conditions

- There should be no external factors such as rain, snow, frost during the application of the material.
- In applications, the thickness of each coat should not exceed 1.5 mm.
- The environment should be ventilated in indoor applications.
- It should be protected from rain and frost for at least 24 hours after application (20°C).

CONSUMPTION

500-750 gr/m²/each coat according to the absorption rate of the surface

Average consumption;

For 1 mm dry film thickness; 1.50 kg /m²

99% In gutters and streams ; 3-4 kg /m²

On the terraces ; 2-3 kg /m²

PACKAGING AND STORAGE

20 kg bucket.

In its original packaging, when stored in ventilated, dry and protected environments at +5°C / +25°C, protected from sun, rain and frost, its shelf life is 1 year from the date of manufacture. Opened packages should be used within a maximum of one week if they are tightly sealed again.

SAFETY PRECAUTIONS

Contact of the product with the skin and eyes should be prevented, and in case of contact, it should be washed with plenty of water. If swallowed, drink a few glasses of water immediately and seek medical advice. In case of contact with eyes, they should be washed immediately with plenty of water and medical assistance should be obtained. Gloves and protective goggles should be used during use.

TECHNICAL DATA

Material structure	Water-based Acrylic resin
Density	1.40 ± 0.02 kg/lt
Application temperature	+10°C/+35°C
Service temperature	-20°C/ +80°C
Drying time (20°C)	4-5 hours first, 48 hours final (+20°C)
Capillary water absorption	≤ 0.1kg.m ² .hours ^{0.5}
Adhesion strength	≥ 1 N/mm ² (EN 14891)
Crack bridging	≥ 2 mm (+20°C) (EN 14891)
Color	Blue, red, green, gray

The above values are given at +20°C and for 50% relative humidity. High temperatures shorten the time, low temperatures prolong the time.

QIS ARK POLİMER CLR

HIGH ADHERANCE, MINERAL FILLED UV RESISTANT WATERPROOF COATING



DESCRIPTION

QIS ARK POLİMER CLR is a waterproofing coating consisting of special mineral fillers and polymer components, with strong adherence capability, high water and UV resistance, and different color options.

USAGE AREAS

- All cement based screed, plaster,
- In indoor and outdoor areas with pedestrian traffic,
- Gross concrete, on the slab, in places exposed to atmospheric aggressive external effects, in structures exposed to solvent salt effects,
- On the exterior facades of the building,
- In vertical and horizontal applications,
- On the terraces,
- On the roofs,
- In concrete, zinc and precast streams.

CHARACTERISTICS

- It is ready to use and easy to apply.
- There are different color options, blue, red, green and gray.
- It has strong adherence capability.
- Suitable for pedestrian traffic.
- It is not affected by environmental factors.
- It is UV resistant.
- It has high physical and chemical resistance.
- It is economical and long-lasting.
- If desired, all kinds of ceramic marble etc. coating can be made on it.
- It does not harm human health. It is solvent-free.
- It can be applied to different surfaces such as wood and shingle.

APPLICATION METHOD

Surface Preparation

- The surface to be applied must be very clean and free of dust, oil and curing materials. Cracks and broken places on the application surface should be repaired.
- Before application, the surface should be primed with QIS PRIMER ASTAR.
- The product obtained by adding the same amount of water to the product itself can also be used as a primer.
- It should be allowed to dry for at least 1 hour after primer application (20°C).

Application

- The material should be thoroughly mixed in its own container before use. (400-600 rpm)
- The material should be applied to the dry surface.
- The material can be applied to the primed surface with a brush spray.

- The application should be done in at least 2 coats. Coats should be applied perpendicularly to each other.
- The second coat should be applied within an average of 4-6 hours (20°C) after the first coat has dried.

Application Conditions

- The applied surface should be protected from all external factors such as rain, water, mechanical impacts etc. for at least during and 48 hours after the application.
- The material should be applied to the dry surface.
- QIS SEREX transition primer should be used for surfaces such as ceramic and marble.

CONSUMPTION

500-750 gr/m²/each coat according to the absorption rate of the surface

Average consumption;

For 1 mm dry film thickness; 1.50 kg /m²

99% In gutters and streams ; 3-4 kg /m²

On the terraces ; 2-3 kg /m²

PACKAGING AND STORAGE

20 kg bucket.

In its original packaging, when stored in ventilated, dry and protected environments at +5°C / +25°C, protected from sun, rain and frost, its shelf life is 1 year from the date of manufacture. Opened packages should be used within a maximum of one week if they are tightly sealed again.

SAFETY PRECAUTIONS

Contact of the product with the skin and eyes should be prevented, and in case of contact, it should be washed with plenty of water. If swallowed, drink a few glasses of water immediately and seek medical advice. In case of contact with eyes, they should be washed immediately with plenty of water and medical assistance should be obtained. Gloves and protective goggles should be used during use.

TECHNICAL DATA

Material structure	Water-based Acrylic resin
Density	1.45 ± 0.02 kg/lt
Application temperature	+10°C/+35°C
Service temperature	-20°C/ +80°C
Drying time (20°C)	4-5 hours first, 48 hours final (+20°C)
Capillary water absorption	≤ 0.1kg.m ² .hours ^{0.5}
Adhesion strength	≥ 1 N/mm ² [EN 14891]
Crack bridging	≥ 2 mm (+20°C) [EN 14891]
Color	Blue, red, green, gray

The above values are given at +20°C and for 50% relative humidity.
High temperatures shorten the time, low temperatures prolong the time.

QIS BITUMAX 1K

BITUMEN RUBBER BASED SINGLE COMPONENT WATERPROOFING COATING



DESCRIPTION

QIS BITUMAX 1K is a single component waterproofing coating based on bitumen rubber, cold applied, with high elasticity.

USAGE AREAS

- Under cladding on terraces, roofs and balconies,
- In the insulation of foundations and curtains,
- On solid surfaces based on gross concrete, screed, plaster and cement,
- It is used in the repair of old bituminous membranes.

CHARACTERISTICS

- It is elastic.
- It does not contain solvents or harmful substances.
- It does not prevent the passage of water vapor.
- It is an ecological product.
- Jointless coating is applied.
- It has a high crack covering capacity.
- It is easy to apply as it is a single-component, ready-to-use material.
- It has a high adhesion strength.
- It can be used on horizontal and vertical surfaces.
- It is resistant to freeze-thaw cycle.
- It is resistant to chemicals and salt solutions in the soil.

APPLICATION METHOD

Surface Preparation

- The surface to be applied should be dry and clean. It should be free from anti-stick substances such as dust, oil, paint, curing.
- Mortar residues, loose floors have to be cleaned, cracks and broken areas have to be repaired and the surface level has to be leveled.
- The corners and edges should be chamfered with a minimum radius of 4 cm.

Lining

- The surface should be primed with QIS BITUM ASTAR (BITUMEN PRIMER).
- For priming, 1 kg BITUMAX 1K can also be applied as a primer to the surface by mixing with 400-600 rpm mixer with 4 lt water.
- After the primer is dried, it is started to be applied.

Application

- The product is made ready for use by mixing with a mixer for at least 2 minutes 400-600 rpm.
- It can be applied with a brush and roller or by spraying with suitable machines.
- The second coat is applied after the first coat is dried.
- Appropriate mesh or reinforcement seal reinforcement can be made in large area applications and when necessary.

Application Conditions

- Surfaces to which QIS BITUMAX 1K is applied should be protected with plates such as heat plates against long-lasting sunlight (UV) and sharp parts that may come from the ground.

- The application of QIS BITUMAX 1K on the terrace should be solved with reverse roof detail (heat insulation layer application on water insulation layer). In addition, the slab concrete should have a minimum thickness of 12 cm, be solid and have a slope of 2%.
- Before filling the foundation pit of QIS BITUMAX 1K, it should be protected from impacts during filling with appropriate drainage plates and thermal insulation plates. The drainage plates should be connected to the drainage pipes and the water likely to be filled into the foundation pit should be drained.
- Multi-porous, distorted or perforated surfaces should be stripped with QIS BITUMAX 1K to prevent air bubble formation and/or to smooth the surface.
- Especially in applications made in hot weather, the increase in consistency that may occur during the usage period due to rapid water loss can be eliminated by adding water in a rate not exceeding 3% of the material amount. The water added material should be used after mixing homogeneously.
- In exterior applications, the surface must be protected from strong wind and frost for the first 48 hours. The product should not come into contact with water (at +20°C) until it has dried completely on the surface (2 days).
- Water inflatable tapes or PVC water retaining tapes should be used for cold joint insulations at foundation and wall joints before application.
- QIS BITUMAX 1K should not be applied on metal surfaces.

CONSUMPTION

Against unpressurized water: 3.0 kg / m² (In 2 layers application)
Against pressurized water : 4.5 kg / m² (In 3 layers application)

PACKAGING AND STORAGE

30 kg plastic bucket

In its original packaging, when stored in ventilated, dry and protected environments at +5°C/+25°C, protected from sun, rain and frost, its shelf life is 1 year from the date of manufacture.

SAFETY PRECAUTIONS

Gloves, protective clothing, masks/goggles should be used during mixing and application, and contact of the product with eyes, mouth and skin should be prevented. In case of contact with skin, it should be washed with plenty of water, and in case of contact with eyes and swallowing, a doctor should be consulted.

TECHNICAL DATA

Density	1.05 kg/Lt ± 0.02
Solid matter ratio	63 ± 2%
Service temperature	-20°C / +80°C
Application temperature	+5°C / +30°C
Initial drying (20°C)	2-4 hours
Final drying	1-3 days
Impermeability	Fully impermeable
Resistance to salts	Fully resistant
Color	Brown (Black after drying)

The above values are given at +20°C and for 50% relative humidity. High temperatures shorten the time, low temperatures prolong the time.

QIS BITUMAX 2K

BITUMEN-RUBBER AND CEMENT-BASED, TWO-COMPONENT WATERPROOFING COATING



DESCRIPTION

QIS BITUMAX 2K is a waterproofing coating based on cement and polymer modified bitumen rubber, based on water, 2 component, cold applied, used on surfaces with undesirable UV resistance.

USAGE AREAS

- Under cladding on terraces, roofs and balconies,
- In the insulation of foundations and curtains,
- On solid surfaces based on gross concrete, screed, plaster and cement,
- It is used in the repair of old bituminous membranes.

CHARACTERISTICS

- It has high elasticity and crack covering capacity.
- It does not contain solvents or harmful substances, it is ecological.
- It does not prevent the passage of water vapor.
- Jointless coating is applied.
- It has a high adhesion strength.
- It provides precise insulation against soil moisture, moisture, water and pressurized water.
- It is resistant to chlorine, sulfate, salt solutions, weak acids and substances found in normal soil.
- It is resistant to freeze-thaw cycle.
- It can be used on horizontal and vertical surfaces.

APPLICATION METHOD

Surface Preparation

- The surface to be applied should be dry and clean. It should be free from anti-stick substances such as dust, oil, paint, curing.
- Mortar residues, loose floors have to be cleaned, cracks and broken areas have to be repaired and the surface level has to be leveled.
- The corners and edges should be chamfered with a minimum radius of 4 cm.

Lining

- The surface should be primed with QIS BITUM ASTAR [BITUMEN PRIMER].
- For priming, 1 kg QIS BITUMAX 2K can also be applied as a primer to the surface by mixing with 400-600 rpm mixer with 4 lt water.
- After the primer is dried, it is started to be applied.

Mixing

- QIS BITUMAX 2K has two components.
- The powdered part is added to the liquid bituminous part by gradually mixing with the mixer and stirred for 3-4 minutes until a homogeneous mixture is obtained.
- After the stirred material is rested for about 3-5 minutes, it is again stirred for another 30 seconds and ready for application.
- Dust and liquid quantity measurements are balanced with each other and should not be changed.
- The mixed material should be consumed within 1 hour.

Application

- The application of QIS BITUMAX 2K should be started after the primer has dried.
- The application can be done in 1-2 coats with a brush.
- The 2nd coat should be done after the 1st coat has dried.
- In places exposed to high pressure and load, the material should be applied as 3 coats at the corners and using mesh between 1st and 2nd coat.

Application Conditions

- Surfaces to which QIS BITUMAX 2K is applied should be protected with plates such as heat plates against long-lasting sunlight (UV) and sharp parts that may come from the ground.
- The application of QIS BITUMAX 2K on the terrace should be solved with reverse roof detail (heat insulation layer application on water insulation layer). In addition, the slab concrete should have a minimum thickness of 12 cm, be solid and have a slope of 2%.
- Before filling the foundation pit of QIS BITUMAX 2K, it should be protected from impacts during filling with appropriate drainage plates and thermal insulation plates. The drainage plates should be connected to the drainage pipes and the water likely to be filled into the foundation pit should be drained.
- Multi-porous, distorted or perforated surfaces should be stripped with QIS BITUMAX 2K to prevent air bubble formation and/or to smooth the surface.
- Especially in applications made in hot weather, the increase in consistency that may occur during the usage period due to rapid water loss can be eliminated by adding water in a rate not exceeding 3% of the material amount. The water added material should be used after mixing homogeneously.
- In exterior applications, the surface must be protected from strong wind and frost for the first 48 hours. The product should not come into contact with water (at +20°C) until it has dried completely on the surface (2 days).
- Water inflatable tapes or PVC water retaining tapes should be used for cold joint insulations at foundation and wall joints before application.
- QIS BITUMAX 2K should not be applied on metal surfaces.

CONSUMPTION

Against unpressurized water: 3.0 kg / m² (2 mm of thickness)

Against pressurized water : 4.5 kg / m² (3 mm thickness - mesh application)

PACKAGING AND STORAGE

30 kg SET

Component A: 22 kg of bitumen liquid Component B: 8 kg of cement powder
In its original packaging, when stored in ventilated, dry and protected environments at +5°C/+25°C, protected from sun, rain and frost, its shelf life is 1 year from the date of manufacture.

SAFETY PRECAUTIONS

Gloves, protective clothing, masks/goggles should be used during mixing and application, and contact of the product with eyes, mouth and skin should be prevented. In case of contact with skin, it should be washed with plenty of water, and in case of contact with eyes and swallowing, a doctor should be consulted.

TECHNICAL DATA

Density (mixture)	1.10 ±0.02 gr / cm ³
Application temperature	+5°C/+30°C
Service temperature	-20°C/+80°C
Working time	60 minutes (+20°C)
First drying	2-4 hours
Final drying time	1-3 days
Impermeability	Fully impermeable
Resistance to salts	Fully resistant
Color	Brown (Black after drying)

The above values are given at +20°C and for 50% relative humidity.
High temperatures shorten the time, low temperatures prolong the time.

QIS EXTRAFLEX

BITUMEN BASED SINGLE COMPONENT WATERPROOFING COATING



DESCRIPTION

QIS EXTRAFLEX is a bitumen-based, single component, water-based waterproofing coating.

USAGE AREAS

- On reinforced concrete pitched roofs,
- In curtain concrete,
- In retaining walls,
- It is used on facades where buildings are exposed to moisture and water.

CHARACTERISTICS

- It is economical, ready for use. It is extremely easy to apply.
- It dries quickly and adheres strongly to the surface after drying, forming an elastic, durable and water insoluble layer against water and moisture.
- It is environmentally friendly as it does not contain solvent and can be used indoors.
- It should be applied to a dry surface. After drying, it creates a continuous layer of water and moisture on the surface it is applied.

APPLICATION METHOD

Surface Preparation

- The surface to be applied should be dry and clean. It should be free from anti-stick substances such as dust, oil, paint, curing.
- Mortar residues, loose floors have to be cleaned, cracks and broken areas have to be repaired and the surface level has to be leveled.
- The corners and edges should be chamfered with a minimum radius of 4 cm.

Lining

- The surface should be primed with QIS BITUM ASTAR (BITUMEN PRIMER).
- For priming, 1 kg QIS EXTRAFLEX can also be applied as a primer to the surface by mixing with 400-600 rpm mixer with 4 lt water.
- After the primer is dried, it is started to be applied.

Application

- The product is made ready for use by mixing with a mixer for at least 2 minutes 400-600 rpm.
- It can be applied with a brush and roller or by spraying with suitable machines.
- The second coat is applied after the first coat is dried.

Application Conditions

- The foundation pit should be filled after the coating is fully dried and protected with plates.
- Since it is not a UV resistant product, it should be covered appropriately after application.
- After the application, the product should be protected from direct sunlight, intense air flow and wind, external factors such as rain and frost until the full drying period (it may vary according to seasonal conditions).

Application Conditions

- Surfaces to which QIS EXTRAFLEX is applied should be protected with plates such as heat plates against long-lasting sunlight (UV) and sharp parts that may come from the ground.
- Before filling the foundation pit of QIS EXTRAFLEX, it should be protected from impacts during filling with appropriate drainage plates and thermal insulation plates. The drainage plates should be connected to the drainage pipes and the water likely to be filled into the foundation pit should be drained.
- Especially in applications made in hot weather, the increase in consistency that may occur during the usage period due to rapid water loss can be eliminated by adding water in a rate not exceeding 3% of the material amount. The water added material should be used after mixing homogeneously.
- In exterior applications, the surface must be protected from strong wind and frost for the first 48 hours. The product should not come into contact with water (at +20°C) until it has dried completely on the surface (2 days).
- Water inflatable tapes or PVC water retaining tapes should be used for cold joint insulations at foundation and wall joints before application.
- QIS EXTRAFLEX should not be applied on metal surfaces.

CONSUMPTION

Against unpressurized water: 3.0 kg / m² (In 2 layers application)

PACKAGING AND STORAGE

15 kg plastic bucket

Shelf life is 1 year when stored in its original packaging at +5°C / +25°C in dry, protected and ventilated environments, protected from direct sunlight and frost.

SAFETY PRECAUTIONS

During the application, work clothes, protective gloves, goggles and masks should be used in accordance with the occupational health and safety rules. Components should not be brought into contact with the skin and eyes due to the irritating effects of the uncured product. In case of contact, it should be washed with plenty of water and soap. If swallowed, seek medical advice immediately.

TECHNICAL DATA

Density	1.05 kg/Lt ± 0.02
Solid matter ratio	50% ± 2
Service temperature	-20°C / +80°C
Application temperature	+5°C / +30°C
Initial drying (20°C)	2-4 hours
Final drying	1-3 days
Impermeability	Fully impermeable
Resistance to salts	Fully resistant
Color	Brown (Black after drying)

The above values are given at +20°C and for 50% relative humidity. High temperatures shorten the time, low temperatures prolong the time.

QIS BITUMAX SUPERFLEX 2K

BITUMEN-BASED, FAST-CURING,
HIGHLY ELASTIC WATERPROOFING COATING



DESCRIPTION

QIS BITUMAX SUPERFLEX 2K is a two-component waterproofing coating consisting of bitumen-based, cold applied, 1600% elastic, fast curing, bitumen emulsion and hardening solution.

USAGE AREAS

- In underfloor applications such as foundation, curtain wall and basement,
- In the waterproofing of the surfaces under the ground and in contact with water of the buildings,
- In one-sided wall formwork systems,
- In conditions requiring heavy water insulation such as highways, subways, train tunnels,
- To provide insulation on shotcrete in bored piles,
- To provide waterproofing above and below the terrace.

CHARACTERISTICS

- It is elastic.
- It does not contain solvents or harmful substances.
- It does not prevent the passage of water vapor.
- It is an ecological product.
- Jointless coating is applied.
- It has a high crack covering capacity.
- It has a high adhesion strength.
- It can be used on horizontal and vertical surfaces.
- It is resistant to freeze-thaw cycle.
- It is resistant to chemicals and salt solutions in the soil.
- It has plant root strength.

APPLICATION METHOD

Surface Preparation

- The surface to be applied should be dry and clean. It should be free from anti-stick substances such as dust, oil, paint, curing.
- Mortar residues, loose floors have to be cleaned, cracks and broken areas have to be repaired and the surface level has to be leveled.

Application

Prior to application, component A (BITUMAX SUPERFLEX) and component B (Accelerator) are stirred separately for at least 5 minutes. QIS BITUMAX SUPERFLEX 2K is applied with a double head sprayer. One of the nozzles sprays component A while the other sprays component B. The QIS BITUMAX SUPERFLEX 2K and liquid accelerator should be sprayed simultaneously and at a ratio of 10:1.

If primer application is required, the hardener valve/part of the machine is canceled and only component A is applied with 200-250 gr/m² by spray.

Application Conditions

- The spray gun should be moved horizontally and vertically at a constant speed until the spraying process achieves the required thickness.
- QIS BITUMAX SUPERFLEX 2K can be applied on damp surfaces but not on water-covered surfaces.
- The waterproofing layer must be protected before being refilled with soil.

CONSUMPTION

4,5 kg/m² (for 3mm thickness)
6,0 kg/m² (for 4mm thickness)

PACKAGING AND STORAGE

Component A: 200 kg barrel

Component B: 20 kg plastic bucket

In its original packaging, when stored in ventilated, dry and protected environments at +5°C/+25°C, protected from sun, rain and frost, its shelf life is 1 year from the date of manufacture.

SAFETY PRECAUTIONS

Gloves, protective clothing, masks/goggles should be used during mixing and application, and contact of the product with eyes, mouth and skin should be prevented. In case of contact with skin, it should be washed with plenty of water, and in case of contact with eyes and swallowing, a doctor should be consulted.

TECHNICAL DATA

Density	1.05 kg/Lt ± 0.02
Solid matter ratio	60% ± 2
Service temperature	-20°C / +80°C
Application temperature	+5°C / +30°C
Initial drying (20°C)	5 seconds
Walkability on it	3 hours
Final drying	5 days
Impermeability	Fully impermeable
Resistance to salts	Fully resistant
Elongation of Rupture	> 1600%

The above values are given at +20°C and for 50% relative humidity. High temperatures shorten the time, low temperatures prolong the time.

QIS BITUMAX KBX UV 1000

BITUMEN POLYMER RUBBER BASED 1000% ELASTIC,
UV RESISTANT WATERPROOFING COATING



DESCRIPTION

QIS BITUMAX KBX UV 1000 is a rubber-bitumen based, single component solvent-free UV resistant, 1000% elastic waterproofing product.

USAGE AREAS

- Concrete, plaster and screed, plastered brick, bituminous membrane, pitch, asphalt, metal, wood, zinc, sheet, various plastics (CTP, PVC etc.), To plastered or primed aerated concrete floors
- Waterproofing of curtain walls and retaining walls, waterproofing of underground car park floors, waterproofing of terraces, gardens- terraces and balconies, roof streams made of concrete, GRP, sheet or zinc, waterproofing of wet areas,
- In the repair of old bituminous membrane insulations,
- Under and above the ground,
- It is used on horizontal and vertical surfaces.

CHARACTERISTICS

- It is elastic. (1000%)
- It forms a jointless and waterproof coating after drying on the applied surfaces.
- It does not lose its feature in a wide temperature range (-20°C to +200°C).
- It is UV resistant.
- The terrace is suitable for use in areas exposed to sunlight, such as flat roofs and roof streams.
- It is suitable for underground use and is not affected by microorganisms and aggressive groundwater.
- It adheres strongly to many surfaces that are dry and slightly damp, absorbent and non-absorbent, and does not separate or swell over time.
- It is possible to use alone in the insulation of curtain walls.
- It is suitable for use in joints and repairs of covers such as bituminous membrane, shingle.

APPLICATION METHOD

Surface Preparation

- Before application, the surface should be free from adhesive substances such as dust, oil, paint, curing.
- Mortar residues, loose floors have to be cleaned, cracks and broken areas have to be repaired and the surface level has to be leveled.
- The application surface should not be wet.

Lining

- For priming, 1 kg of QIS BITUMAX KBX UV 1000 can be applied to the surface as a primer by mixing with 2 lt of water and a 400-600 rpm mixer.
- After the primer is dried, it is started to be applied.

Application

- It is applied as 2-3 layers by brushing or spraying with appropriate machines.
- The second coat is applied after the first coat is dried.
- Polyester 56 gr/m² flexible reinforcement mesh or 45 gr/m² reinforcement felt should be reinforced at joints and joints where there is a risk of cracking.
- After the material is applied, the surface should be protected from external factors such as rain and frost for 48 hours.

Application Conditions

- The application of QIS BITUMAX KBX UV 1000 on the terrace should be solved with reverse roof detail (heat insulation layer application on water insulation layer). In addition, the slab concrete must be solid and have a smooth surface with a slope of at least 1%. Care should be taken not to create a puddle on the roof.
- Multi-porous, distorted or perforated surfaces should be stripped with QIS BITUMAX KBX UV 1000 to prevent air bubble formation and/or to smooth the surface.
- In exterior applications, the surface must be protected from strong wind and frost for the first 48 hours. The product should not come into contact with water (at +20°C) until it has dried completely on the surface (2 days).

CONSUMPTION

As primer: 0.2 kg / m²
3.0 kg / m² (In 2 layers application)
4.5 kg / m² (In 3 layers application)

PACKAGING AND STORAGE

5 and 20 kg plastic buckets

In its original packaging, when stored in ventilated, dry and protected environments at +5°C/+30°C, protected from sun, rain and frost, its shelf life is 1 year from the date of manufacture.

SAFETY PRECAUTIONS

Gloves, protective clothing, masks/goggles should be used during mixing and application, and contact of the product with eyes, mouth and skin should be prevented. In case of contact with skin, it should be washed with plenty of water, and in case of contact with eyes and swallowing, a doctor should be consulted.

TECHNICAL DATA

Elongation of Rupture	> 1000%
Application temperature	+5°C / +30°C
Service temperature	-20°C/+80°C
Viscosity	~ 8000 mPa.s
Density	1.21 g/cm ³ ±0.02
Solid matter ratio	> 68%
Plastic deformation	> 60%

The above values are given at +20°C and for 50% relative humidity.
High temperatures shorten the time, low temperatures prolong the time.

QIS BITUMARD

ARDUVAZED, BITUMEN BASED, LIQUID WATERPROOFING AND SURFACE COATING MATERIAL



DESCRIPTION

QIS BITUMARD is a 2-component, rubber-bitumen based and slate sand reinforced, high elasticity, solvent-free waterproofing and surface coating material.

USAGE AREAS

- Concrete, plaster and screed, plastered brick, bituminous membrane, pitch, asphalt, metal, wood, zinc, sheet, various plastics (CTP, PVC etc.),
- Plastered or primed gas concrete,
- On asbestos cement board, cement particle boards,
- It is used in the waterproofing of terraces and open spaces, in the repair of insulations such as old bituminous membrane, shingle, etc.

CHARACTERISTICS

- It is elastic.
- It forms a jointless and waterproof coating after drying on the applied surfaces.
- It does not lose its feature in a wide temperature range (-20°C to +80°C).
- It is UV resistant.
- The terrace is suitable for use in areas exposed to sunlight, such as flat roofs and roof streams.
- It adheres strongly to many surfaces that are dry and slightly damp, absorbent and non-absorbent, and does not separate or swell over time.
- It is suitable for use in joints and repairs of covers such as bituminous membrane, shingle.
- It can be used horizontally and vertically.
- It forms a coating resistant to pedestrian traffic with the slate sand sprinkled on it.

APPLICATION METHOD

Surface Preparation

- Before application, the surface should be free from adhesive substances such as dust, oil, paint, curing.
- Large gaps in concrete surfaces should be filled with materials such as repair or grout mortar and the surface should be leveled. The surface to be applied must be dry.

Lining

For difficult surfaces where it is required, the surface should be primed with QIS BITUM ASTAR (BITUMEN PRIMER). After the primer is dried, it is started to be applied.

Application

- When necessary, QIS BITUM ASTAR (BITUMEN PRIMER) is applied as a single coat.
- After the primer is dried, bitumen-based component A is applied by applying it with a brush or roller.

- Slag sand, which is component B, is applied by sprinkling on bitumen material within maximum 10 minutes.
- After application of the material, the surface should be protected from external factors such as rain for 48 hours.
- Slate sand should be sprinkled on bitumen-based material within maximum 10 minutes.

Application Conditions

- In the application of QIS BITUMARD to be made on the terrace, the flooring concrete should be a solid surface with a slope of at least 1%.
- After application, the surface should be protected from strong wind and frost for the first 48 hours. The product should not come into contact with water (at +20°C) until it has dried completely on the surface (2 days).
- QIS BITUMARD should not be applied on metal surfaces.

CONSUMPTION

3,5 - 4,5 kg (Bitumen + slate sand) /m²

PACKAGING AND STORAGE

20 kg Set (7,5kg + 12,5 kg)

Component A : 7,5 kg (Bitumen)

Component B : 12,5 kg (Slate Sand)

Shelf life when stored in its original packaging at +10°C /+30°C in dry, protected and ventilated environments, protected from sun, rain and frost, is 12 months from the date of manufacture.

SAFETY PRECAUTIONS

During application and mixing, contact of the material with the skin and eyes should be prevented, and in case of contact, it should be washed with plenty of water. If swallowed, drink a few glasses of water immediately and seek medical advice. In case of contact with eyes, they should be washed immediately with plenty of water and medical assistance should be obtained. Gloves, protective clothing / mask / goggles should be used during use.

TECHNICAL DATA

Material structure	Bitumen
Color	Black (Red, gray or green slate sand)
Slate sand scattering time	Within a maximum of 10 minutes after bitumen application
Application temperature	+5°C / +30°C
Viscosity	~ 8000 mPa.s
Service temperature	-20°C / +80°C
Elongation at break	≥ 1000%
Solid matter ratio	≥ 60%

The above values are given at +20°C and for 50% relative humidity. High temperatures shorten the time, low temperatures prolong the time.

QIS BITUMAX 1K VD

BITUMEN-BASED WATERPROOFING COATING WITH A SPECIAL FORMULA



DESCRIPTION

QIS BITUMAX 1K VD is a single component liquid waterproofing material used for bitumen-based, road, bridge and viaducts.

USAGE AREAS

- Highways
- Bridges
- Viaducts

CHARACTERISTICS

- Specially developed for demanding applications such as roads, viaducts and bridges.
- It is resistant to acids, bases and salts.
- With its fast drying feature, it accelerates the transition to applications to be made on it and saves time.

APPLICATION METHOD

Surface Preparation

- The surface to be applied should be dry and clean. It should be free from anti-stick substances such as dust, oil, paint, curing.
- Mortar residues, loose floors have to be cleaned, cracks and broken areas have to be repaired and the surface level has to be leveled.
- The corners and edges should be chamfered with a minimum radius of 4 cm.

Lining

- The surface should be primed with QIS BITUM ASTAR (BITUMEN PRIMER).
- For priming, 1 kg QIS BITUMAX 1K VD can also be applied as a primer to the surface by mixing with 400-600 rpm mixer with 4 lt water.
- After the primer is dried, it is started to be applied.

Application

- The product is made ready for use by mixing with a mixer for at least 2 minutes 400-600 rpm.
- It can be applied with a brush and roller or by spraying with suitable machines.
- The second coat is applied after the first coat is dried.
- After the application, fine silica sand should be sprinkled on the surface before the top coat dries.

Application Conditions

- Especially in applications made in hot weather, the increase in consistency that may occur during the usage period due to rapid water loss can be eliminated by adding water in a rate not exceeding 3% of the material amount. The water added material should be used after mixing homogeneously.
- The surface must be protected from strong wind and frost for the first 48 hours. The product should not come into contact with water (at +20°C) until it has dried completely on the surface (2 days).
- Since it is not a UV resistant product, it should be covered appropriately after application.

CONSUMPTION

3.0 kg / m² (In 2 layers application)

PACKAGING AND STORAGE

30 kg plastic bucket

Shelf life is 1 year when stored in its original packaging at +5°C / +25°C in dry, protected and ventilated environments, protected from direct sunlight and frost.

SAFETY PRECAUTIONS

During the application, work clothes, protective gloves, goggles and masks should be used in accordance with the occupational health and safety rules. Components should not be brought into contact with the skin and eyes due to the irritating effects of the uncured product. In case of contact, it should be washed with plenty of water and soap. If swallowed, seek medical advice immediately.

TECHNICAL DATA

Material structure	Black bitumen emulsion
Application temperature	(+5°C)-(+30°C)
Density	1.6 g/cm ³
Flash Point	85 °C
Viscosity	3000-5000 cPs
Freezing Point	(-25°C)-(-30°C)
Softening Point	110°C / 115°C

The above values are given at +20°C and for 50% relative humidity. High temperatures shorten the time, low temperatures prolong the time.

QIS FLEXER FULL

CEMENT AND ACRYLIC POLYMER BASED, TWO COMPONENT,
FULLY ELASTIC WATERPROOFING MORTAR



DESCRIPTION

QIS FLEXER FULL is a fully elastic, 2-component waterproofing coating that protects the structure it is applied against cracks, has a high degree of adhesion, and is resistant to tensile and shrinkage.

USAGE AREAS

- In all kinds of reinforced concrete structures with the possibility of cracking,
- In waterproofing from the positive side,
- Water structures, water tanks, water tanks, pools,
- On the floors, terraces and balconies,
- In water treatment plants, bridges and viaducts,
- In reinforced concrete curtains and walls,
- Before screed and ceramic flooring in kitchens and bathrooms,
- It is used on horizontal and vertical surfaces.

CHARACTERISTICS

- QIS FLEXER FULL provides waterproofing as a permanent part of the applied structure.
- It adheres strongly to concrete, screed, mosaic and similar mineral-based surfaces.
- It can be applied to interior and exterior facades.
- It makes an elastic coating.
- It does not shrink and does not crack.
- It is used in structures that may crack or structures that still have cracks.
- It increases the durability of the structure it is applied against external factors such as sea water, salt, calcium and oil.
- It does not prevent the applied structure from breathing.
- It is used on horizontal and vertical surfaces.
- After the product is completely dried, it is not affected by freezing and thawing.
- It can be applied to damp surfaces.

APPLICATION METHOD

Surface Preparation

- Before application of QIS FLEXER FULL, the surface should be free from dust, oil, paint, curing and other substances that are unrelated to the structure and prevent penetration.
- The surface should be roughened to ensure adhesion.
- Surfaces to be applied should be damp, dry surfaces should be moistened and saturated with water before application. Care should be taken that there is no puddle on the surface.

Mixing

- QIS FLEXER FULL has two components.
- First, component B (liquid) is placed in a clean container.
- Then, all of component A (powder) is slowly added to component B and stirred continuously for 4-5 minutes.
- The mixed material is rested for 5 minutes and again mixed for at least 3 minutes and made ready for application.
- The material should be used within 1 hour after it is mixed and ready for use. (at 20°C)

Application

- QIS FLEXER FULL is applied to the concrete surface with 1-3 layers of brush to make 1-1.5 mm thickness in each layer.
- The thickness of the mortar applied should be around 2 mm.

- Elastic synthetic mesh (4x4 mm) or armure felt can be used between layers for higher strength, strength and flexibility.
- At corner joints, chamfer bands should be used to increase strength and prevent cracking.
- QIS FLEXER FULL becomes resistant to rain 24 hours after application, reaches its final strength after 28 days.
- The applied product should be protected against external factors for 24-48 hours.

Application Conditions

- After application, the surface should be protected from rain and frost for at least 24 hours.
- In cases where the ground temperature is expected to fall below 5°C within 24 hours after the application, the application should not be performed.
- In high temperature environments, the application should be done quickly and uninterruptedly in the morning and evening hours, and the material should be kept in the shade.
- In low-temperature environments, the application should be started at noon, provided that the temperature is below 5°C and the surface is not frozen, the material should be kept in a hot environment and the surface should be protected from frost after application.

CONSUMPTION

3-4 kg/m² (average 2-2.5 mm thickness)

1st layer ; 1.60 kg / m²

2nd layer; 1.40 kg / m²

3rd layer ; 1.00 kg / m²

PACKAGING AND STORAGE

30 kg Set (20 kg A [powder] + 10 kg B [liquid])

In its original packaging, when stored in ventilated, dry and protected environments at +5°C/+25°C, protected from sun, rain and frost, its shelf life is 1 year from the date of manufacture.

SAFETY PRECAUTIONS

Gloves, protective clothing, masks/goggles should be used during mixing and application, and contact of the product with eyes, mouth and skin should be prevented. In case of contact with skin, it should be washed with plenty of water, and in case of contact with eyes and swallowing, a doctor should be consulted.

TECHNICAL DATA

Floor temperature to be applied	+5°C / +35°C
Service temperature	-20°C / +80°C
Adhesion to concrete	> 2 N/mm ²
Processability time	1 hour (20°C, 50% humidity)
Density	1.65 ±0,05 kg/l
Compressed water strength	7 bars positive
Setting time (20°C)	6 hours first setting, 24-hour final setting
Capillary water absorption	≤ 0.1kg.m ² .hours ^{0.5}

The above values are given at +20°C and for 50% relative humidity. High temperatures shorten the time, low temperatures prolong the time.

QIS FLEXER FULL MID

CEMENT AND ACRYLIC POLYMER BASED, TWO COMPONENT,
ELASTIC WATERPROOFING MORTAR



DESCRIPTION

QIS FLEXER FULL MID is an elastic, 2-component waterproofing coating that protects the structure it is applied against cracks, has a high degree of adhesion, and is resistant to tensile and shrinkage.

USAGE AREAS

- In all kinds of reinforced concrete structures with the possibility of cracking,
- In waterproofing from the positive side,
- Water structures, water tanks, water tanks, pools,
- On the floors, terraces and balconies,
- In water treatment plants, bridges and viaducts,
- In reinforced concrete curtains and walls,
- Before screed and ceramic flooring in kitchens and bathrooms,
- It is used on horizontal and vertical surfaces.

CHARACTERISTICS

- QIS FLEXER FULL MID provides waterproofing as a permanent part of the applied structure.
- It adheres strongly to concrete, screed, mosaic and similar mineral-based surfaces.
- It can be applied to interior and exterior facades.
- It makes an elastic coating.
- It does not shrink and does not crack.
- It is used in structures that may crack or structures that still have cracks.
- It increases the durability of the structure it is applied against external factors such as sea water, salt, calcium and oil.
- It does not prevent the applied structure from breathing.
- It is used on horizontal and vertical surfaces.
- After the product is completely dried, it is not affected by freezing and thawing.
- It can be applied to damp surfaces.

APPLICATION METHOD

Surface Preparation

- Before application of QIS FLEXER FULL MID, the surface should be free from dust, oil, paint, curing and other substances that are unrelated to the structure and prevent penetration.
- The surface should be roughened to ensure adhesion.
- Surfaces to be applied should be damp, dry surfaces should be moistened and saturated with water before application. Care should be taken that there is no puddle on the surface.

Mixing

- QIS FLEXER FULL MID has two components.
- First, component B (liquid) is placed in a clean container.
- Then, all of component A (powder) is slowly added to component B and stirred continuously for 4-5 minutes.
- The mixed material is rested for 5 minutes and again mixed for at least 3 minutes and made ready for application.
- The material should be used within 1 hour after it is mixed and ready for use. (at 20°C)

Application

- QIS FLEXER FULL MID is applied to the concrete surface with 1-3 layers of brush to make 1-1.5 mm thickness in each layer.

- The thickness of the mortar applied should be around 2 mm.
- Elastic synthetic mesh (4x4 mm) or armure felt can be used between layers for higher strength, strength and flexibility.
- At corner joints, chamfer bands should be used to increase strength and prevent cracking.
- QIS FLEXER FULL MID becomes resistant to rain 24 hours after application, reaches its final strength after 28 days.
- The applied product should be protected against external factors for 24-48 hours.

Application Conditions

- After application, the surface should be protected from rain and frost for at least 24 hours.
- In cases where the ground temperature is expected to fall below 5°C within 24 hours after the application, the application should not be performed.
- In high temperature environments, the application should be done quickly and uninterruptedly in the morning and evening hours, and the material should be kept in the shade.
- In low-temperature environments, the application should be started at noon, provided that the temperature is below 5°C and the surface is not frozen, the material should be kept in a hot environment and the surface should be protected from frost after application.

CONSUMPTION

3-4 kg/m² (average 2-2.5 mm thickness)

1st layer ; 1.60 kg / m²

2nd layer; 1.40 kg / m²

3rd layer; 1.00 kg / m²

PACKAGING AND STORAGE

27 kg Set (20 kg A (powder) + 7 kg B (liquid))

In its original packaging, when stored in ventilated, dry and protected environments at +5°C/+25°C, protected from sun, rain and frost, its shelf life is 1 year from the date of manufacture.

SAFETY PRECAUTIONS

Gloves, protective clothing, masks/goggles should be used during mixing and application, and contact of the product with eyes, mouth and skin should be prevented. In case of contact with skin, it should be washed with plenty of water, and in case of contact with eyes and swallowing, a doctor should be consulted.

TECHNICAL DATA

Floor temperature to be applied	+5°C / +35°C
Service temperature	-20°C / +80°C
Adhesion to concrete	> 1,8 N/mm ²
Processability time	1 hour (20°C, 50% humidity)
Density	1.65 ±0,05 kg/lit
Compressed water strength	5 bars positive
Setting time (20°C)	6 hours first setting, 24-hour final setting
Capillary water absorption	≤0.1kg.m ² .hours ^{0.5}

The above values are given at +20°C and for 50% relative humidity. High temperatures shorten the time, low temperatures prolong the time.

QIS FLEXER FULL UV

CEMENT AND ACRYLIC POLYMER BASED, TWO COMPONENT,
UV RESISTANT FULLY ELASTIC WATERPROOFING MORTAR



DESCRIPTION

QIS FLEXER FULL UV is a fully elastic, UV resistant, white colored, 2-component waterproofing coating that protects the structure against cracks, has a high degree of adhesion, and is resistant to tensile and shrinkage.

USAGE AREAS

- In all kinds of reinforced concrete structures with the possibility of cracking,
- In waterproofing from the positive side,
- In reinforced concrete roofs and terraces,
- Water structures, water tanks, water tanks, pools,
- On balconies, in wet areas
- In water treatment plants, bridges and viaducts,
- It is used on horizontal and vertical surfaces.

CHARACTERISTICS

- QIS FLEXER FULL UV provides waterproofing as a permanent part of the applied structure.
- It adheres strongly to concrete, screed, mosaic and similar mineral-based surfaces.
- It can be applied to interior and exterior facades.
- It makes an elastic coating.
- It does not shrink and does not crack.
- It is used in structures that may crack or structures that still have cracks.
- It increases the durability of the structure it is applied against external factors such as sea water, salt, calcium and oil.
- It does not prevent the applied structure from breathing.
- It is used on horizontal and vertical surfaces.
- After the product is completely dried, it is not affected by freezing and thawing.
- It can be applied to damp surfaces.

APPLICATION METHOD

Surface Preparation

- Before application of QIS FLEXER FULL UV, the surface should be free from dust, oil, paint, curing and other substances that are unrelated to the structure and prevent penetration.
- The surface should be roughened to ensure adhesion.
- Surfaces to be applied should be damp, dry surfaces should be moistened and saturated with water before application. Care should be taken that there is no puddle on the surface.

Mixing

- QIS FLEXER FULL UV has two components.
- First, component B (liquid) is placed in a clean container.
- Then, all of component A (powder) is slowly added to component B and stirred continuously for 4-5 minutes.
- The mixed material is rested for 5 minutes and again mixed for at least 3 minutes and made ready for application.
- The material should be used within 1 hour after it is mixed and ready for use. (at 20°C)

Application

- QIS FLEXER FULL UV is applied to the concrete surface with 1-3 layers of brush to make 1-1.5 mm thickness in each layer.
- The thickness of the mortar applied should be around 2 mm.

- Elastic synthetic mesh (4x4 mm) or armure felt can be used between layers for higher strength, strength and flexibility.
- At corner joints, chamfer bands should be used to increase strength and prevent cracking.
- QIS FLEXER FULL UV becomes resistant to rain 24 hours after application, reaches its final strength after 28 days.
- The applied product should be protected against external factors for 24-48 hours.

Application Conditions

- After application, the surface should be protected from rain and frost for at least 24 hours.
- In cases where the ground and air temperature are expected to fall below 5°C within 24 hours after the application, the application should not be performed.
- In high temperature environments, the application should be done quickly and uninterruptedly in the morning and evening hours, and the material should be kept in the shade.
- In low-temperature environments, the application should be started at noon, provided that the temperature is below 5°C and the surface is not frozen, the material should be kept in a hot environment and the surface should be protected from frost after application.

CONSUMPTION

3-4 kg/m² (average 2-2.5 mm thickness)

1st layer ; 1.60 kg / m²

2nd layer ; 1.40 kg / m²

3rd layer ; 1.00 kg / m²

PACKAGING AND STORAGE

30 kg Set (20 kg A [powder] + 10 kg B [liquid])

In its original packaging, when stored in ventilated, dry and protected environments at +5°C/+25°C, protected from sun, rain and frost, its shelf life is 1 year from the date of manufacture.

SAFETY PRECAUTIONS

Gloves, protective clothing, masks/goggles should be used during mixing and application, and contact of the product with eyes, mouth and skin should be prevented. In case of contact with skin, it should be washed with plenty of water, and in case of contact with eyes and swallowing, a doctor should be consulted.

TECHNICAL DATA

Floor temperature to be applied	+5°C / +35°C
Service temperature	-20°C / +80°C
Adhesion to concrete	> 2 N/mm ²
Processability time	1 hour (20°C, 50% humidity)
Density	1.65 ±0,05 kg/l
Compressed water strength	7 bars positive
Setting time (20°C)	6 hours first setting, 24-hour final setting
Capillary water absorption	≤ 0.1kg.m ² .hours ^{0.5}
Color	White

The above values are given at +20°C and for 50% relative humidity.
High temperatures shorten the time, low temperatures prolong the time.

QIS FLEXER FULL UV CLR

CEMENT AND ACRYLIC POLYMER BASED, TWO COMPONENT, UV RESISTANT, FULLY ELASTIC WATERPROOFING MORTAR, WHICH CAN BE PRODUCED IN DIFFERENT COLORS



DESCRIPTION

QIS FLEXER FULL UV CLR is a 2-component waterproofing coating that protects the structure against cracks, has a high degree of adhesion, is resistant to tensile and shrinkage, is fully elastic, UV resistant, has different color options suitable for outdoor use.

USAGE AREAS

- In all kinds of reinforced concrete structures with the possibility of cracking,
- In waterproofing from the positive side,
- In reinforced concrete roofs and terraces,
- Water structures, water tanks, water tanks, pools,
- On balconies, in wet areas
- In water treatment plants, bridges and viaducts,
- It is used on horizontal and vertical surfaces.

CHARACTERISTICS

- QIS FLEXER FULL UV CLR provides waterproofing as a permanent part of the applied structure.
- It adheres strongly to concrete, screed, mosaic and similar mineral-based surfaces.
- It can be applied to interior and exterior facades.
- It makes an elastic coating.
- It does not shrink and does not crack.
- It is used in structures that may crack or structures that still have cracks.
- It increases the durability of the structure it is applied against external factors such as sea water, salt, calcium and oil.
- It does not prevent the applied structure from breathing.
- It is used on horizontal and vertical surfaces.
- After the product is completely dried, it is not affected by freezing and thawing.
- It can be applied to damp surfaces.

APPLICATION METHOD

Surface Preparation

- Before application of QIS FLEXER FULL UV CLR, the surface should be free from dust, oil, paint, curing and other substances that are unrelated to the structure and prevent penetration.
- The surface should be roughened to ensure adhesion.
- Surfaces to be applied should be damp, dry surfaces should be moistened and saturated with water before application. Care should be taken that there is no puddle on the surface.

Mixing

- QIS FLEXER FULL UV CLR has two components.
- First, component B (liquid) is placed in a clean container.
- Then, all of component A (powder) is slowly added to component B and stirred continuously for 4-5 minutes.
- The mixed material is rested for 5 minutes and again mixed for at least 3 minutes and made ready for application.
- The material should be used within 1 hour after it is mixed and ready for use. (at 20°C)

Application

- QIS FLEXER FULL UV CLR is applied to the concrete surface with 1-3 layers of brush to make 1-1.5 mm thickness in each layer.

- The thickness of the mortar applied should be around 2 mm.
- Elastic synthetic mesh [4x4 mm] or armure felt can be used between layers for higher strength, strength and flexibility.
- At corner joints, chamfer bands should be used to increase strength and prevent cracking.
- QIS FLEXER FULL UV CLR becomes resistant to rain 24 hours after application, reaches its final strength after 28 days.
- The applied product should be protected against external factors for 24-48 hours.

Application Conditions

- After application, the surface should be protected from rain and frost for at least 24 hours.
- In cases where the ground and air temperature are expected to fall below 5°C within 24 hours after the application, the application should not be performed.
- In high temperature environments, the application should be done quickly and uninterruptedly in the morning and evening hours, and the material should be kept in the shade.
- In low-temperature environments, the application should be started at noon, provided that the temperature is below 5°C and the surface is not frozen, the material should be kept in a hot environment and the surface should be protected from frost after application.

CONSUMPTION

3-4 kg/m² (average 2-2.5 mm thickness)

1st layer ; 1.60 kg / m²

2nd layer ; 1.40 kg / m²

3rd layer ; 1.00 kg / m²

PACKAGING AND STORAGE

30 kg Set (20 kg A (powder) + 10 kg B (liquid))

In its original packaging, when stored in ventilated, dry and protected environments at +5°C/+25°C, protected from sun, rain and frost, its shelf life is 1 year from the date of manufacture.

SAFETY PRECAUTIONS

Gloves, protective clothing, masks/goggles should be used during mixing and application, and contact of the product with eyes, mouth and skin should be prevented. In case of contact with skin, it should be washed with plenty of water, and in case of contact with eyes and swallowing, a doctor should be consulted.

TECHNICAL DATA

Floor temperature to be applied	+5°C / +35°C
Service temperature	-20°C / +80°C
Adhesion to concrete	> 2 N/mm ²
Processability time	1 hour (20°C, 50% humidity)
Density	1.65 ±0,05 kg/l
Compressed water strength	7 bars positive
Setting time (20°C)	6 hours first setting, 24-hour final setting
Capillary water absorption	≤ 0.1kg.m ² .hours ^{0.5}
Color	Blue, red, green, gray

The above values are given at +20°C and for 50% relative humidity. High temperatures shorten the time, low temperatures prolong the time.

QIS FLEXER HALF

CEMENT AND ACRYLIC POLYMER BASED, TWO COMPONENT,
SEMI-ELASTIC WATERPROOFING MORTAR



DESCRIPTION

QIS FLEXER HALF is a polymer reinforced, non-shrink, high-performance, semi-elastic waterproofing mortar.

USAGE AREAS

- In vertical and horizontal applications in indoor and outdoor spaces,
- It is used to ensure water impermeability under screed and ceramic in balconies and wet areas.

CHARACTERISTICS

- QIS FLEXER HALF provides waterproofing as a permanent part of the applied structure.
- It adheres strongly to concrete, screed, mosaic and similar mineral-based surfaces.
- It can be applied to interior and exterior facades.
- It makes an elastic coating.
- It does not shrink and does not crack.
- It is used in structures that may crack or structures that still have cracks.
- It does not prevent the applied structure from breathing.
- It is used on horizontal and vertical surfaces.
- After the product is completely dried, it is not affected by freezing and thawing.
- It can be applied to damp surfaces.

APPLICATION METHOD

Surface Preparation

- Before application of QIS FLEXER HALF, the surface should be free from dust, oil, paint, curing and other substances that are unrelated to the structure and prevent penetration.
- The surface should be roughened to ensure adhesion.
- Surfaces to be applied should be damp, dry surfaces should be moistened and saturated with water before application. Care should be taken that there is no puddle on the surface.

Mixing

- QIS FLEXER HALF has two components.
- First, component B (liquid) is placed in a clean container.
- Then, all of component A (powder) is slowly added to component B and stirred continuously for 4-5 minutes.
- The mixed material is rested for 5 minutes and again mixed for at least 3 minutes and made ready for application.
- The material should be used within 1 hour after it is mixed and ready for use. (at 20°C)

Application

- QIS FLEXER HALF is applied to the concrete surface with 1-3 layers of brush to make 1-1.5 mm thickness in each layer.
- The thickness of the mortar applied should be around 2 mm.
- Elastic synthetic mesh (4x4 mm) or armure felt can be used between layers for higher strength, strength and flexibility.

- At corner joints, chamfer bands should be used to increase strength and prevent cracking.
- QIS FLEXER HALF becomes resistant to rain 24 hours after application, reaches its final strength after 28 days.
- The applied product should be protected against external factors for 24-48 hours.

Application Conditions

- After application, the surface should be protected from rain and frost for at least 24 hours.
- In cases where the ground temperature is expected to fall below 5°C within 24 hours after the application, the application should not be performed.
- In high temperature environments, the application should be done quickly and uninterruptedly in the morning and evening hours, and the material should be kept in the shade.
- In low-temperature environments, the application should be started at noon, provided that the temperature is below 5°C and the surface is not frozen, the material should be kept in a hot environment and the surface should be protected from frost after application.

CONSUMPTION

2,5 - 3 kg/m² (average 2 mm thickness)

1st layer ; 1.60 kg / m²

2nd layer; 1.40 kg / m²

PACKAGING AND STORAGE

25 kg Set (20 kg A (powder) + 5 kg B (liquid))

In its original packaging, when stored in ventilated, dry and protected environments at +5°C/+25°C, protected from sun, rain and frost, its shelf life is 1 year from the date of manufacture.

SAFETY PRECAUTIONS

Gloves, protective clothing, masks/goggles should be used during mixing and application, and contact of the product with eyes, mouth and skin should be prevented. In case of contact with skin, it should be washed with plenty of water, and in case of contact with eyes and swallowing, a doctor should be consulted.

TECHNICAL DATA

Floor temperature to be applied	+5°C / +35°C
Service temperature	-20°C / +80°C
Adhesion to concrete	> 1,5 N/mm ²
Processability time	1 hour (20°C, 50% humidity)
Density	1.65 ±0,05 kg/lt
Compressed water strength	5 bars positive
Setting time (20°C)	6 hours first setting, 24-hour final setting
Capillary water absorption	≤ 0.1kg.m ² .hours ^{0,5}

The above values are given at +20°C and for 50% relative humidity.
High temperatures shorten the time, low temperatures prolong the time.

QIS SD STOP

SULFATE-RESISTANT, CEMENT-BASED WATERPROOFING MORTAR



DESCRIPTION

QIS SD STOP is a sulfate-resistant, polymer-reinforced waterproofing mortar applied internally or externally, horizontally or vertically on cement-based surfaces.

USAGE AREAS

- Indoors and outdoors,
- On horizontal and vertical surfaces,
- In domestic wastewater structures,
- In waste water tanks, ducts and pipes.

CHARACTERISTICS

- It provides waterproofing as a permanent part of the applied structure.
- It does not prevent the concrete from breathing, and does not cut off air and water vapour.
- It does not shrink and does not crack.
- It is resistant to freezing and thawing.
- It is resistant to sulfate.
- Suitable for use in contact with continuous wastewater.
- It can be used in drinking water tanks.
- It is capillary effective.
- It creates a flexible and durable layer
- It is resistant to positive and negative water pressure

APPLICATION METHOD

Surface Preparation

- Before QIS SD STOP application, the surface should be free from dust, oil, paint and other penetrating materials, and the gaps, pores, cracks, deteriorated plasters on the surface should be repaired.
- The temperature of the surface to be applied should not be below + 5°C or above +25°C.
- The application surface should be moistened.

Mixing

- QIS SD STOP is added to water and mixed. (The amount of water is 20-23% by weight of the powdered product) 4.75 - 5.75 liters of water is added to 25 kg bag on average.
- First, the required amount of water is put in a bucket, the whole bag is slowly added to the water and mixed.
- The completely mixed material is kept for 5 minutes and then the application is started by stirring again (3-5 seconds).

Application

- QIS SD STOP is applied to the soaked concrete surface 2-3 times with a brush or trowel.
- The material placed on the brush is first applied thickly (1.5 kg/m²), and brushed again (~ 1.50 kg) to obtain the desired thickness and flatness.
- The application direction of the brush on each floor should be perpendicular to each other.
- The applied mortar on each floor should be maximum 2 mm.
- The application should be done in at least 2 coats. Application should be carried out in sunny times as much as possible in cold weather.

Application Conditions

- After application, the surface should be protected from rain and frost for at least 24 hours.
- In cases where the ground temperature is expected to fall below 5°C within 24 hours after the application, the application should not be performed.
- In high temperature environments, the application should be done quickly and uninterruptedly in the morning and evening hours, and the material should be kept in the shade.
- In low-temperature environments, the application should be started at noon, provided that the temperature is below 5°C and the surface is not frozen, the material should be kept in a hot environment and the surface should be protected from frost after application.

CONSUMPTION

4.00 - 4.50 kg / m²
1st layer : ~ 1.50 kg / m²
2nd layer : ~ 1.50 kg / m²
3rd layer : ~ 1.50 kg / m²

PACKAGING AND STORAGE

25 kg Kraft Bag

In its original packaging, when stored in ventilated, dry and protected environments at +5°C/+25°C, protected from sun, rain and frost, its shelf life is 1 year from the date of manufacture.

SAFETY PRECAUTIONS

Gloves, protective clothing, masks/goggles should be used during mixing and application, and contact of the product with eyes, mouth and skin should be prevented. In case of contact with skin, it should be washed with plenty of water, and in case of contact with eyes and swallowing, a doctor should be consulted.

TECHNICAL DATA

Adhesion to concrete	> 2 N / mm ²
Period of use	30 minutes (20°C, 50% humidity)
Water ratio	~20-23% of the powder product
Density	~ 2.0 kg/litre
Harmful substance	None L.88/379 CEE
Setting time	3 hours first, 6 hours final (20°C)
Application surface temp.	+5°C / +25°C
Service temperature	-20°C / +80°C
Salt resistance	Fully resistant (5%, 300 hours, 32°C)
Sulphate resistance	Fully resistant
Mold Growth	None (TT-P 296 method)
Freeze - thaw	Fully resistant, (ASTM C666)
Application thickness	2 - 4 mm

The above values are given at +20°C and for 50% relative humidity. High temperatures shorten the time, low temperatures prolong the time.

QIS CRS

CRYSTALLIZED WATERPROOFING MATERIAL



DESCRIPTION

It is an insulation material that provides waterproofing in the basic insulations of the buildings as scattering and in the negative direction on the inner surfaces of the buildings. The crystallized chemicals in the QIS CRS react in the applied structure to form insoluble crystals. These crystals penetrate the capillary cavities, preventing the passage of water and providing definitive and permanent waterproofing as part of the structure.

USAGE AREAS

- In building foundations and subsoil floors,
- In the elevator pits,
- For waterproofing concrete pipes, retaining walls, basement walls from the inside from the negative side.

CHARACTERISTICS

- The QIS CRS effectively prevents the advancement of water with crystal formation in capillary cavities containing water and provides lifelong water impermeability to the structure.
- It prevents the formation of moisture in the structure it is applied.
- It prevents moisture and odor on moldy surfaces.
- It does not lose its ability to react and the product comes to life after years with the moisture and water infiltrating the concrete.
- It does not prevent the concrete from breathing, and does not cut off air and water vapour.
- It is resistant to both positive and negative water pressure.
- It can be applied to interior and exterior facades.
- It is not affected by ultraviolet rays and oxidation.
- It protects concrete and steel reinforcement from chemicals by increasing the pH value of concrete and prevents corrosion.
- Since it is a part of the concrete structure, it cannot be torn, punctured or aged.
- It can be used instead of water retaining tape in stationary construction joints, it is used on fresh concrete in water insulation of horizontal joints.
- Since it has an inorganic chemical structure, it does not reduce the compressive strength of the concrete.
- Non-toxic, can be used in potable water tanks.

APPLICATION METHOD

As sliding insulation material;

Surface Preparation

- Surfaces to be applied should be damp, dry surfaces should be moistened before application. Humidification should be performed by fully saturating the surface with water 1 day before application and again 2 hours before application. Care should be taken that there is no puddle on the surface.
- Before application of QIS CRS, the surface should be free from dust, oil, paint, substances that are unrelated to other structures such as cures and prevent penetration.
- If necessary, the surface should be roughened to ensure adhesion.

Mixing

- The mixture water is added to the QIS CRS and mixed. Reverse action should not be taken.
- First, QIS CRS powder product is placed in a bucket.
- The required amount of water is added and mixed with a drill without interruption.
- 1 bag - 20 kg QIS CRS powder material [by weight] ; 6.2-7 kg water is added.

Application

- The QIS CRS mixture is applied to the moist concrete surface twice with a brush.
- The second coat is applied in the direction perpendicular to the previous one, before the first coat is sufficiently hardened but dehydrated (within about 3-5 hours).

Use as scattering under foundation;

After the iron and mold are laid, the material is sprinkled on lean concrete. (3 kg/m²) In order to keep the consumption under control, a QIS CRS bag (20 kg) is placed in the 3x2 m (6 m² area) tile made on iron and sprinkled into that area. With the pouring of fresh concrete on the material, the reaction begins and insulation is provided.

Application Conditions

- After application, the surface should be protected from rain and frost for at least 24 hours.
- In cases where the ground temperature is expected to fall below 5°C within 24 hours after the application, the application should not be performed.
- In high temperature environments, the application should be done quickly and uninterruptedly in the morning and evening hours, and the material should be kept in the shade.
- In low-temperature environments, the application should be started at noon, provided that the temperature is below 5°C and the surface is not frozen, the material should be kept in a hot environment and the surface should be protected from frost after application.

CONSUMPTION

As sliding; 2-3 kg/m² (1 kg /m²/each layer)
as sprinkling under foundation; 3-4 kg/m²

PACKAGING AND STORAGE

20 kg Kraft Bag

Shelf life when stored in its original packaging at +10°C /+30°C in dry, protected and ventilated environments, protected from sun, rain and frost, is 12 months from the date of manufacture.

SAFETY PRECAUTIONS

During application and mixing, contact of the material with the skin and eyes should be prevented, and in case of contact, it should be washed with plenty of water. In case of contact with eyes, they should be washed immediately with plenty of water and medical assistance should be obtained. Gloves, protective clothing / mask / goggles should be used during use.

TECHNICAL DATA

Floor temperature to be applied	+5°C / +35°C
Service temperature	-20°C / +80°C
Adhesion to concrete	> 2 N/mm ²
Processability time	20 minutes (20°C, 50% humidity)
Setting time (20°C)	6 hours first setting, 24-hour final setting
Capillary water absorption	≤ 0.1 kg.m ² .hours ^{0.5}
Mixture density	1,95 ±0,1 kg/L
Water mixture ratio	31-35%

The above values are given at +20°C and for 50% relative humidity.
High temperatures shorten the time, low temperatures prolong the time.

QIS CRS PROMAX

CRYSTALLIZED, HIGH PRESSURE RESISTANT WATERPROOFING MATERIAL



DESCRIPTION

It is an insulation material that provides waterproofing in the basic insulations of the buildings as scattering and in the negative direction on the inner surfaces of the buildings. The crystallized chemicals in the QIS CRS PROMAX react in the applied structure to form insoluble crystals. These crystals penetrate the capillary cavities, preventing the passage of water and providing definitive and permanent waterproofing as part of the structure.

USAGE AREAS

- In building foundations and subsoil floors,
- In the elevator pits, dams,
- For waterproofing concrete pipes, retaining walls, basement walls from the inside from the negative side.

CHARACTERISTICS

- The QIS CRS PROMAX effectively prevents the advancement of water with crystal formation in capillary cavities containing water and provides lifelong water impermeability to the structure.
- It has high compressive strength.
- It prevents the formation of moisture in the structure it is applied.
- It prevents moisture and odor on moldy surfaces.
- It does not lose its ability to react and the product comes to life after years with the moisture and water infiltrating the concrete.
- It does not prevent the concrete from breathing, and does not cut off air and water vapour.
- It is resistant to both positive and negative water pressure.
- It can be applied to interior and exterior facades.
- It is not affected by ultraviolet rays and oxidation.
- It protects concrete and steel reinforcement from chemicals by increasing the pH value of concrete and prevents corrosion.
- Since it is a part of the concrete structure, it cannot be torn, punctured or aged.
- It can be used instead of water retaining tape in stationary construction joints, it is used on fresh concrete in water insulation of horizontal joints.
- Since it has an inorganic chemical structure, it does not reduce the compressive strength of the concrete.
- Non-toxic, can be used in potable water tanks.

APPLICATION METHOD

As sliding insulation material;

Surface Preparation

- Surfaces to be applied should be damp, dry surfaces should be moistened before application. Humidification should be performed by fully saturating the surface with water 1 day before application and again 2 hours before application. Care should be taken that there is no puddle on the surface.
- Before application of QIS CRS PROMAX, the surface should be free from dust, oil, paint, substances that are unrelated to other structures such as cures and prevent penetration.
- If necessary, the surface should be roughened to ensure adhesion.

Mixing

- The mixture water is added to CRS PROMAX and mixed. Reverse action should not be taken.
- First, powder product is placed in a bucket.
- The required amount of water is added and mixed with a drill without interruption.
- 1 bag - 20 kg CRS PROMAX powder material (by weight); 6.2-7 kg water is added.

Application

- The QIS CRS PROMAX mixture is applied to the moist concrete surface twice with a brush.
- The second coat is applied in the direction perpendicular to the previous one, before the first coat is sufficiently hardened but dehydrated (within about 3-5 hours).

Use as scattering under foundation;

After the iron and mold are laid, the material is sprinkled on lean concrete. (3 kg/m²) In order to keep the consumption under control, a QIS CRS PROMAX bag (20 kg) is placed in the 3x2 m (6 m² area) tile made on iron and sprinkled into that area. With the pouring of fresh concrete on the material, the reaction begins and insulation is provided.

Application Conditions

- After application, the surface should be protected from rain and frost for at least 24 hours.
- In cases where the ground temperature is expected to fall below 5°C within 24 hours after the application, the application should not be performed.
- In high temperature environments, the application should be done quickly and uninterruptedly in the morning and evening hours, and the material should be kept in the shade.
- In low-temperature environments, the application should be started at noon, provided that the temperature is below 5°C and the surface is not frozen, the material should be kept in a hot environment and the surface should be protected from frost after application.

CONSUMPTION

As sliding; 2-3 kg/m² (1 kg /m²/each layer) as sprinkling under foundation; 3-4 kg/m²

PACKAGING AND STORAGE

20 kg Kraft Bag

Shelf life when stored in its original packaging at +10°C /+30°C in dry, protected and ventilated environments, protected from sun, rain and frost, is 12 months from the date of manufacture.

SAFETY PRECAUTIONS

During application and mixing, contact of the material with the skin and eyes should be prevented, and in case of contact, it should be washed with plenty of water. In case of contact with eyes, they should be washed immediately with plenty of water and medical assistance should be obtained. Gloves, protective clothing / mask / goggles should be used during use.

TECHNICAL DATA

Floor temperature to be applied	+5°C / +35°C
Service temperature	-20°C / +80°C
Adhesion to concrete	> 2 N/mm ²
Processability time	20 minutes (20°C, 50% humidity)
Setting time (20°C)	6 hours first setting, 24-hour final setting
Capillary water absorption	≤ 0.1 kg.m ² .hours ^{0.5}
Mixture density	1,95 ±0,1 kg/L
Water mixture ratio	31-35%

The above values are given at +20°C and for 50% relative humidity. High temperatures shorten the time, low temperatures prolong the time.

QIS NEGAMAX 2K

CEMENT-BASED, TWO-COMPONENT CRYSTALLIZED WATERPROOFING MORTAR



DESCRIPTION

QIS NEGAMAX 2K reacts with the chemicals in the concrete to produce crystals and clog the capillary cavities in the concrete. Thanks to this feature, it provides a definite solution in waterproofing applications made from both negative and positive sides.

USAGE AREAS

- Waterproofing of horizontal and vertical surfaces, waterproofing from negative or positive sides,
- In the waterproofing of underground and above-ground structures,
- It is used in waterproofing of concrete, plaster and screed.

CHARACTERISTICS

- It is resistant to positive and negative water pressure
- In addition to crystallized concrete treatment, it creates a flexible and durable layer on the surface, thus providing two-stage protection.
- It has two components. The mixture formed by mixing the powder component and the liquid component is applied by applying.
- It is hygienic and suitable for use in the waterproofing of drinking water tanks.
- It does not contain soda and chloride and protects the reinforcements in the concrete against corrosion.
- It is capillary effective.
- It creates a flexible and high-strength layer

APPLICATION METHOD

Surface Preparation

- Surfaces to be applied should be damp, dry surfaces should be moistened before application. Humidification should be performed by fully saturating the surface with water 1 day before application and again 2 hours before application. Care should be taken that there is no puddle on the surface.
- Before application of QIS NEGAMAX 2K, the surface should be free from dust, oil, paint, substances that are unrelated to other structures such as cures and prevent penetration.
- If necessary, the surface should be roughened to ensure adhesion.

Mixing

- 3 kg of component B (liquid) and 5-6 liters of clean water are mixed in a suitable container. During mixing, component A (powder) is added to the liquid mixture continuously and slowly.
- After adding a bag (25 kg) of powder component, the mixing process should be continued for at least 3 minutes.
- The mixing process must continue until full homogeneity is achieved with a low speed mixer.

Application

- Applied with a QIS NEGAMAX 2K brush or suitable spraying equipment.
- The application is carried out in 2 or 3 layers.
- The layers should be applied homogeneously and properly, and the application should be done in the same direction on each layer.
- Drying between layers should be waited (at least 3 hours) but not more than 24 hours.

- After QIS NEGAMAX 2K application, the surface should be kept moist for 1 week to accelerate crystallization and penetration.
- In cases where it will be used together with QIS BITUMAX 2K for foundation insulation, the QIS NEGAMAX 2K layer should be allowed to dry for at least 24 hours.

Application Conditions

- After application, the surface should be protected from rain and frost for at least 24 hours.
- In cases where the ground temperature is expected to fall below 5°C within 24 hours after the application, the application should not be performed.
- In high temperature environments, the application should be done quickly and uninterruptedly in the morning and evening hours, and the material should be kept in the shade.
- In low-temperature environments, the application should be started at noon, provided that the temperature is below 5°C and the surface is not frozen, the material should be kept in a hot environment and the surface should be protected from frost after application.

CONSUMPTION

3-4 kg/m² (average 2-2.5 mm thickness)

1st layer ; 1.60 kg / m²

2nd layer ; 1.40 kg / m²

3rd layer ; 1.00 kg / m²

PACKAGING AND STORAGE

28 kg Set (25 kg A (powder) + 3 kg B (liquid))

In its original packaging, when stored in ventilated, dry and protected environments at +5°C/+25°C, protected from sun, rain and frost, its shelf life is 1 year from the date of manufacture.

SAFETY PRECAUTIONS

Gloves, protective clothing, masks/goggles should be used during mixing and application, and contact of the product with eyes, mouth and skin should be prevented. In case of contact with skin, it should be washed with plenty of water, and in case of contact with eyes and swallowing, a doctor should be consulted.

TECHNICAL DATA

Floor temperature to be applied	+5°C / +35°C
Service temperature	-20°C / +80°C
Adhesion to concrete	> 2 N/mm ²
Processability time	10 minutes (20°C, 50% humidity)
Density	1.65 ±0,05 kg/lt
Setting time (20°C)	6 hours first setting, 24-hour final setting
Capillary water absorption	≤ 0.1 kg.m ² .hours ^{0.5}
Resistance to water pressure from the positive side	13 bars
Resistance to water pressure from negative side	13 bars
Compressive strength (28 days)	27,0 N / mm ²
Bending strength (28 days)	10,0 N / mm ²

The above values are given at +20°C and for 50% relative humidity. High temperatures shorten the time, low temperatures prolong the time.

QIS PLUG

CEMENT BASED WATER SHUTOFF, PLUG, INSTALLATION AND REPAIR MORTAR WITH SUDDEN SET



DESCRIPTION

QIS PLUG is a fast curing, polymer reinforced, fast curing, single component, ready to use, assembly, repair and water shutoff plug mortar used in many assembly works to stop water leaks.

USAGE AREAS

- In places with all kinds of water leakage,
- In the Tunnels,
- In water structures,
- In water pipes,
- At the joints,
- In the repair of defects and holes in concrete, tie-rod iron,
- In filling their gaps,
- For chamfering at the corner joints in concrete,
- In the edges of doors and windows,
- It is used in the assembly of non-load bearing elements.

CHARACTERISTICS

- QIS PLUG provides waterproofing as a permanent part of the applied structure.
- It has a high adhesion feature to the applied surface.
- It expands and hardens in 2-5 minutes.
- Insulation coatings can be applied on it within 15 minutes.
- It can be applied even in pressurized water flows.
- It does not crack thanks to its non-shrink feature.
- It does not contain chlorine.
- There is no harm in steel reinforcement.
- It is not poisonous. It can be used in drinking water.
- It does not prevent the applied structure from breathing.
- It is used on all horizontal and vertical surfaces.
- It is not affected by freezing and thawing.
- Easy to use, only water is added.

APPLICATION METHOD

Surface Preparation

The surface to which the QIS PLUG will be applied should be cleaned from dust, oil, paint, curing and other substances that are not related to the structure and prevent penetration with compressed air or brush. The area where the water flow is located should be opened by expanding it approximately 2 cm deep and inwards, allowing free flow to the flow. In order to prevent weak water leaks around the flow, the powdered material is plastered on the surface around the flow using gloves until the leaks are stopped. The surface to be applied QIS PLUG should be moistened.

Mixing

The QIS PLUG is mixed manually or with the bar for about 30 seconds. Water is placed in a bucket in front and then the powder material is slowly added and mixed until it reaches the consistency to be plastered in semi-dry state. The mixture must be absolutely semi-dry because the material will make its main mixture with runoff and leachate. Cold mixing water should be used in high temperature environments and warm mixing water should be used in low temperature environments.

Water: The QIS PLUG mixture ratio is 1 : 4. (0.25 lt of water per 1 kg of powdered product) The average usage time after mixing is 3 minutes.

Application

- Application is done by hand or trowel.

Repair of Water Flows;

- The QIS PLUG, which is mixed with water and plastered, is pressed by hand in a single movement towards the crack where the water flow inside the cavity comes from and held until the material hardens and the water flow stops. After pressing by hand for at least 1 minute and the material has hardened, slowly remove your hand.
- In vertical cracks, the application is started from the top of the crack and is made in the direction where the water comes with pressure.
- If necessary, the top of the area where the plug is made is covered with QIS PLUG powder material.

Anchorage and Assembly Works;

- In order to fix the anchor and fasteners to the concrete, firstly 80% of the gap is filled with PLUG and immediately fixed by turning the anchor.
- In other concrete surface defects and joints, the material is quickly applied to the cavity.

CONSUMPTION

Variable. With 1 kg QIS PLUG, an average area of 2x2 cm can be clogged.

PACKAGING AND STORAGE

5 kg plastic bucket

In its original packaging, when stored in ventilated, dry and protected environments at +5°C/+25°C, protected from sun, rain and frost, its shelf life is 1 year from the date of manufacture.

SAFETY PRECAUTIONS

Gloves, protective clothing, masks/goggles should be used during mixing and application, and contact of the product with eyes, mouth and skin should be prevented. In case of contact with skin, it should be washed with plenty of water, and in case of contact with eyes and swallowing, a doctor should be consulted.

TECHNICAL DATA

Structure	Cement-based powder
Amount of water	0.25 L of water per 1 kg of powdered product
Compressive Strength	> 7 N/mm ² (30 min.) > 10 N/mm ² (24 hours) > 30 N/mm ² (28 hours)
Working time	1 minute (20°C)
Setting time	2 - 5 minutes
Application temperature	+5°C - +35°C

The above values are given at +20°C and for 50% relative humidity. High temperatures shorten the time, low temperatures prolong the time.

QIS CD POLYUREA

COLD APPLIED, POLYUREA BASED WATERPROOFING COATING



DEFINITION

QIS CD POLYUREA is a pure polyurea based, two-component, cold-applied waterproofing coating with high elasticity and adhesion strength.

USAGE AREAS

- Terraces and balconies
- Water tanks
- Wet volumes
- Reinforced concrete structures
- Metal Surfaces

CHARACTERISTICS

- It cures quickly.
- It has high adhesion strength to different surfaces.
- It does not prevent the passage of water vapor.
- It can be applied horizontally and vertically.
- It has a high crack covering capacity.
- Jointless coating is applied.

APPLICATION METHOD

Surface Preparation

- Before application, the surface should be free from adhesive substances such as dust, oil, paint, curing.
- Defective places and gaps on the surface should be repaired with appropriate materials and the surface should be leveled.
- The humidity on the surface should not be above 4%.
- The concrete should be at least 28 days old and have a strength of at least 15 N/mm².
- Before application, the surface should never be watered and the surface should be dry.

Lining

Primering before application;

- Bright and flat surfaces should be primed with QIS EPO ASTAR NT or QIS PU ASTAR 2K EX
- Normal surfaces should be primed with QIS EPO ASTAR SF or QIS PU ASTAR 1K.
- The material should be applied within 12 hours after priming.

Application

Components A and B must first be stirred in their respective containers in a low speed mixer for 2-3 minutes. Then, the components are combined and mixed in a low speed mixer for 3-4 minutes and made ready for use. Do not walk on the material for 24 hours after application.

QIS ALB UV can be applied to the product after it is fully dried to provide direct UV resistance and prevent color yellowing in outdoor applications.

Application Conditions

- In extremely hot, rainy or windy weather, or if the ambient and surface temperature is below +5°C or above +35°C, the application should not be made.
- In applications to be made in extremely cold weather, it should be ensured that the ambient and ground temperatures are increased with the help of heaters, and the packages should be conditioned at +20°C and made ready for use in order to increase the workability of the material.

CONSUMPTION

1.5 - 2.0 kg / m² (2 coats)

PACKAGING AND STORAGE

26,5 kg set

Component A: 25 kg

Component B: 1,5 kg

In its original packaging, when stored in ventilated, dry and protected environments at +5°C/+25°C, protected from sun, rain and frost, its shelf life is 1 year from the date of manufacture.

SAFETY PRECAUTIONS

Gloves, protective clothing, masks/goggles should be used during mixing and application, and contact of the product with eyes, mouth and skin should be prevented. In case of contact with skin, it should be washed with plenty of water, and in case of contact with eyes and swallowing, a doctor should be consulted.

TECHNICAL DATA

Material structure	Pure Polyurea
Specific gravity	1,30 ±0,05 gr/cm ³
Hardness (Shore A)	90 (ASTM D2240)
Elongation at break	> 600% (ASTM D638)
Tensile strength	> 9 N / mm ² (ASTM D638)
Adhesion to Concrete	> 2 N/ mm ²
Breaking Strength	> 13 N/ mm ²
Moisture transition	0.8 gr/ m ² /hour (ASTM E96)
Heat resistance	-40°C / +80°C
Resurfacing	4-6 hours
Final curing:	24 hours
Color	Grey

The above values are given at +20°C and for 50% relative humidity. High temperatures shorten the time, low temperatures prolong the time.

QIS POLI SF

HIGH-PERFORMANCE, TWO-COMPONENT, MACHINE-APPLIED PURE POLYUREA INSULATION COATING



DESCRIPTION

QIS POLI SF is a two-component, elastic, hot-applied, solvent-free, liquid and thixotropic, pure polyurea insulation coating.

USAGE AREAS

- Industrial floors
- Terraces, balconies and roofs
- Water tanks, pipes, pools
- In wastewater treatment plants
- Roads, bridges, tunnels
- In the chemical and energy sector

CHARACTERISTICS

- It cures quickly.
- It has high adhesion strength to different surfaces.
- It is 100% solid content.
- It can be applied horizontally and vertically.
- It has a high crack covering capacity.
- Jointless coating is applied.
- It is resistant to chlorine, alkali and chemicals.
- It has high resistance to freezing.
- It is resistant to abrasion and impact.
- It is UV resistant.
- It does not create a moisture barrier.
- It is not toxic. It is environmentally friendly.

APPLICATION METHOD

Surface Preparation

- Before application, the surface should be free from adhesive substances such as dust, oil, paint, curing.
- Defective places and gaps on the surface should be repaired with appropriate materials and the surface should be leveled.
- The humidity on the surface should not be above 4%.
- The concrete should be at least 28 days old and have a strength of at least 15 N/mm².
- Before application, the surface should never be watered and the surface should be dry.

Lining

Primering before application;

- Bright and flat surfaces should be primed with QIS EPO ASTAR NT or QIS PU ASTAR 2K EX
- Normal surfaces should be primed with QIS EPO ASTAR SF or QIS PU ASTAR 1K.
- The material should be applied within 12-24 hours after priming.

Heating and mixing

- Components A and B should be heated to +25 °C and mixed thoroughly before application.

Application

QIS POLI SF is applied to the surface in a single layer with a special spraying machine with a volumetric ratio of 1:1, operating at high temperature (70-80°C) and pressure (150-200 bar). For a high-performance coating, the pressure and temperature must be constant throughout the application. Do not walk on the material for 24 hours after application. The coating material is UV resistant, but can undergo color change in daylight after curing.

This color change does not affect the life or performance of the coating. If color stability is desired, the QIS ALB UV aliphatic topcoat should be applied within 12 hours after the basic coating.

Application Conditions

- In extremely hot, rainy or windy weather, or if the ambient and surface temperature is below +10°C or above +30°C, the application should not be made.
- In applications to be made at appropriate temperatures, the materials to be used should be brought to the application area 1-2 days in advance and stored and it should be ensured that they comply with the ambient conditions.
- In applications to be made in extremely cold weather, it should be ensured that the ambient and ground temperatures are increased with the help of heaters, and the packages should be conditioned at +20°C and made ready for use in order to increase the workability of the material.

CONSUMPTION

1.5 - 2.0 kg / m²

PACKAGING AND STORAGE

425 kg set

200 kg. barrel (A), 225 kg. barrel (B)

In its original packaging, when stored in ventilated, dry and protected environments at +10°C/+25°C, protected from sun, rain and frost, its shelf life is 1 year from the date of manufacture.

SAFETY PRECAUTIONS

Gloves, protective clothing, masks/goggles should be used during mixing and application, and contact of the product with eyes, mouth and skin should be prevented. In case of contact with skin, it should be washed with plenty of water, and in case of contact with eyes and swallowing, a doctor should be consulted.

TECHNICAL DATA

Material structure	Pure Polyurea
Viscosity (cP)	600-800(A), 300-600(B); [ASTM D4878]
Specific gravity	~1.00 kg/lt (A+B); [ASTM D792]
Solids	100%
Hardness (Shore A)	~90 (ASTM D2240)
Solvent	Solvent-Free
Elongation at break	> 400% (ASTM D638)
Tensile strength	>15 N / mm ² [ASTM D638]
Tear resistance	>25 N / mm ² [ASTM D638]
Adhesion	> 2 N/ mm ² concrete, > 6 N/ mm ² steel
Abrasion resistance	<125 mg (TABER)
Moisture transition	0.8 gr/ m ² /hour (ASTM E96)
Heat resistance	-40°C / +80°C
Shock heat resistance	+400°C
Encrustation:	15-30 seconds
Re-coating	> 6 hours
Final curing:	24 hours
Color	White. Colourable according to demand

The above values are given at +20°C and for 50% relative humidity. High temperatures shorten the time, low temperatures prolong the time.

QIS POLI HB

TWO-COMPONENT, MACHINE-APPLIED HYBRID POLYUREA INSULATION COATING



DESCRIPTION

QIS POLI HB is a dual-component, elastic, hot-applied, solvent-free, liquid and thixotropic, hybrid polyurea insulation coating.

USAGE AREAS

- Soils subject to light pedestrian traffic
- Terraces, balconies and roofs
- Water tanks, pipes, pools

CHARACTERISTICS

- It cures quickly.
- It has high adhesion strength to different surfaces.
- It can be applied horizontally and vertically.
- It has a high crack covering capacity.
- Jointless coating is applied.
- It is alkali resistant.
- It has high resistance to freezing.
- It does not create a moisture barrier.
- It is not toxic. It is environmentally friendly.
- It is more economical than pure polyurea systems.

APPLICATION METHOD

Surface Preparation

- Before application, the surface should be free from adhesive substances such as dust, oil, paint, curing.
- Defective places and gaps on the surface should be repaired with appropriate materials and the surface should be leveled.
- The humidity on the surface should not be above 4%.
- The concrete should be at least 28 days old and have a strength of at least 15 N/mm².
- Before application, the surface should never be watered and the surface should be dry.

Lining

Primering before application;

- Bright and flat surfaces should be primed with QIS EPO ASTAR NT or QIS PU ASTAR 2K EX
- Normal surfaces should be primed with QIS EPO ASTAR SF or QIS PU ASTAR 1K.
- The material should be applied within 12 hours after priming.

Heating and mixing

- Components A and B should be heated to +25 °C and mixed thoroughly before application.

Application

QIS POLI HB is applied to the surface in a single layer with a special spraying machine with a volumetric ratio of 1:1, operating at high temperature (70-80°C) and pressure (150-200 bar). For a high-performance coating, the pressure and temperature must be constant throughout the application. Do not walk on the material for 24 hours after application.

QIS ALB UV should be applied on it after the product is completely dry to provide direct UV resistance and prevent color yellowing in outdoor applications.

Application Conditions

- In extremely hot, rainy or windy weather, or if the ambient and surface temperature is below +10°C or above +30°C, the application should not be made.
- In applications to be made at appropriate temperatures, the materials to be used should be brought to the application area 1-2 days in advance and stored and it should be ensured that they comply with the ambient conditions.
- In applications to be made in extremely cold weather, it should be ensured that the ambient and ground temperatures are increased with the help of heaters, and the packages should be conditioned at +20°C and made ready for use in order to increase the workability of the material.

CONSUMPTION

1.5 - 2.0 kg / m²

PACKAGING AND STORAGE

425 kg set

200 kg. barrel (A), 225 kg. barrel (B)

In its original packaging, when stored in ventilated, dry and protected environments at +10°C/+25°C, protected from sun, rain and frost, its shelf life is 1 year from the date of manufacture.

SAFETY PRECAUTIONS

Gloves, protective clothing, masks/goggles should be used during mixing and application, and contact of the product with eyes, mouth and skin should be prevented. In case of contact with skin, it should be washed with plenty of water, and in case of contact with eyes and swallowing, a doctor should be consulted.

TECHNICAL DATA

Material structure	Hybrid Polyurea
Viscosity [cP]	600-800(A), 300-600(B); [ASTM D4878]
Specific gravity	~1.00 kg/lt (A+B); [ASTM D792]
Hardness [Shore A]	~70 [ASTM D2240]
Solvent	Solvent-Free
Elongation at break	> 250 % [ASTM D638]
Tensile strenght	> 9 N / mm ² [ASTM D638]
Adhesion	> 2 N/ mm ² concrete, > 6 N/ mm ² steel
Moisture transition	0.8 gr/ m ² /hour [ASTM E96]
Application temperature	+50°C / +40°C
Heat resistance	-40°C / +80°C
Shell binding	45 seconds
Re-coating	>12 hours
Final curing	24 hours
Color	White. Colourable according to demand.

The above values are given at +20°C and for 50% relative humidity.
High temperatures shorten the time, low temperatures prolong the time.

QIS POLI CON

POLYURETHANE-BASED, TWO-COMPONENT, SOLVENT-FREE,
WATERPROOFING MEMBRANE APPLIED BY SPECIAL SPRAY MACHINES



DESCRIPTION

QIS POLI CON is a polyurethane-based, two-component, solvent-free, crack-covering, waterproofing membrane. Since its reaction is very fast, it can only be applied with the help of special machines.

USAGE AREAS

- In roof, terrace and gardens,
- In aircraft hangars,
- In the tunnels,
- In collection tanks,
- In underground water tanks,
- In the insulation and coating of the car parks,
- In ornamental pools,
- In the ducts,
- In the warehouses.

CHARACTERISTICS

- It has high mechanical strengths.
- It can be used on horizontal and vertical surfaces.
- It provides easy solution in difficult details.
- It is used safely without the need to solve edge, corner and joint details.
- Its application is fast and cures quickly.
- It provides monolithic application, there are no details such as joint, overlap, etc.
- It has the ability to adhere to many surfaces with the correct use of primer.
- It provides 100% adherence to the ground.
- Thanks to its vapor permeability, the risk of swelling is low.
- It has the ability to cover cracks.
- It can be used in continuous water contact.
- It is solvent-free.

APPLICATION METHOD

Surface Preparation

In QIS POLI CON application, ground preparation and the correct use of primer are very important. Concrete floors to which the product will be applied should be of type C25 or minimum 350 doses quality and at least 3 weeks old. All surfaces must be intact, carrier, dust-free, dry and clean. The surface should be free from any oil, grease, rust and paraffin residues that may weaken adherence. After surface preparation, the strength of the ground concrete should be minimum 1.5 N/mm². The humidity of the floor concrete should not exceed 4%. If necessary, a moisture-resistant layer should be applied. The ground temperature should remain constant at a minimum of 8°C.

Lining

Primering before application;

- Bright and flat surfaces should be primed with QIS EPO ASTAR NT or QIS PU ASTAR 2K EX
- Normal surfaces should be primed with QIS EPO ASTAR SF or QIS PU ASTAR 1K.
- The material should be applied within 12 hours after priming.

Application

QIS POLI CON can be sprayed by means of special spraying machines with two components. QIS POLI CON is presented as a gray A component (must be well mixed before use) and a colorless B component. The homogeneous gray colour of the sprayed material quickly visualizes and reveals to the practitioner the uniformity of the mix quality and the machine mix defects.

This reduces the costly cleaning cost and material loss. Thanks to the rapid reaction, thickness formation from 1 mm to 6 mm is quickly possible. Completed areas should be marked with polyethylene or paper masking tapes and protected from spraying again. The environment should be protected from wind-borne fine spray material by placing barriers at appropriate height. QIS ALB UV should be applied on it after the material is completely dry to provide direct UV resistance and prevent color yellowing in outdoor applications.

Application Conditions

- In extremely hot, rainy or windy weather, or if the ambient and surface temperature is below +10°C or above +30°C, the application should not be made.
- In applications to be made at appropriate temperatures, the materials to be used should be brought to the application area 1-2 days in advance and stored and it should be ensured that they comply with the ambient conditions.
- In applications to be made in extremely cold weather, it should be ensured that the ambient and ground temperatures are increased with the help of heaters, and the packages should be conditioned at +20°C and made ready for use in order to increase the workability of the material.

CONSUMPTION

1,8 - 2,2 kg/m²

In some special cases, the consumption can be up to 4.0 kg/m².

PACKAGING AND STORAGE

430 kg set.

210 kg. barrel (A), 220 kg. barrel (B)

In its original packaging, when stored in ventilated, dry and protected environments at +10°C/+25°C, protected from sun, rain and frost, its shelf life is 1 year from the date of manufacture.

SAFETY PRECAUTIONS

Gloves, protective clothing, masks/goggles should be used during mixing and application, and contact of the product with eyes, mouth and skin should be prevented. In case of contact with skin, it should be washed with plenty of water, and in case of contact with eyes and swallowing, a doctor should be consulted.

TECHNICAL DATA

QIS POLI CON Component A	Polyurethane resin
QIS POLI CON Component B	Polyurethane hardener
Color:	Grey
Mixing ratio	100/73 (by weight) – 100/70 (by volume)
Component A	2400 mPa.s
Component B	2500 mPa.s
Shore A hardness (28 days)	80
Tensile strength (DIN 53504)	10 N/mm ²
Breaking strength (DIN 53504)	18 N/mm ²
Elongation at break	400%
Gel time (manual mixing)	18 seconds
Floor temperature to be applied	+10°C , +30°C
Service temperature	-40°C , +120°C

The above values are given at +20°C and for 50% relative humidity. High temperatures shorten the time, low temperatures prolong the time.

QIS POLIMAX 400

POLYURETHANE-BASED UNDER-COATING WATERPROOFING MATERIAL



DESCRIPTION

QIS POLIMAX 400 is a polyurethane based, single component, cold applied, gray colored, liquid elastic insulation coating.

USAGE AREAS

- On terraces, roofs and balconies,
- On wet floors such as bathrooms, kitchens,
- On metal surfaces,
- On mosaic surfaces,
- In the insulation of water tanks and ducts,
- In concrete structures such as bridges, viaducts, tunnels.

CHARACTERISTICS

- It should be used under the coating.
- It is resistant to constant water contact.
- It is single component and easy to apply.
- It has a high crack covering capacity.
- Jointless coating is applied.
- It does not prevent the passage of steam.
- It is not poisonous or harmful.
- It is resistant to chlorine, alkali and chemicals.
- It has high resistance to freezing.

APPLICATION METHOD

Surface Preparation

The application surface should be cleaned from anti-stick materials such as dust, oil, tar, pitch, paint, silicone, curing material, detergent and mold oils. Weak parts of the concrete should be repaired with QIS REPFIX 500S, poorly adhered plasters should be removed, the surface should be smooth and solid, static cracks in the building should be repaired with QIS QLATEX plaster or QIS GROUT mortar. Dynamic (moving) cracks should be filled with QIS POMA 35 polyurethane mastics and chamfered appropriately in vertical corners. The holes through which water comes should be plugged with QIS PLUG.

Lining

Absorbent surfaces such as concrete should be primed with QIS PU ASTAR 1K or non-absorbent surfaces such as ceramic should be primed with QIS PU ASTAR 2K EX.

Mixing

The material must first be mixed with a suitable mixer for at least 3 minutes. The material can be thinned with a maximum of 5% by weight of QIS PU TINER when desired.

Application

Before use, the package should be opened and mixed with a low speed mixer for at least 3 minutes. The product should be poured on the primed surface and applied with a minimum of two coats with the help of a roll or check rust until the entire surface is covered.

A maximum of 5% QIS PU TINER should be added to the product and mixed for spraying application. After the first coat is applied, the second coat should be applied within a minimum of 6 and a maximum of 24 hours.

Application Conditions

- In cases where the ground temperature is below +5°C and above +35°C, the material should not be applied.
- Packages are designed for single use. When it is opened, it must be consumed completely within the specified periods.
- The material should be protected from rain, frost and direct sunlight within the first 24 hours after application. (+20°C)
- The application surface should not be wet. QIS POLIMAX 400 is up to 4% moisture resistant on the surface. Moisture-tolerant polyurethane or epoxy primers can be used on surfaces with higher humidity before application.

CONSUMPTION

1.50 - 2.00 kg/m² (For 2 coats of application)

PACKAGING AND STORAGE

25 kg Tin

In its original packaging, in dry, protected and ventilated environments at +10°C / +30°C, when stored protected from sun, rain and frost, its shelf life is 12 months from the date of production.

SAFETY PRECAUTIONS

During application and mixing, contact of the material with the skin and eyes should be prevented, and in case of contact, it should be washed with plenty of water. In case of contact with eyes, they should be washed immediately with plenty of water and medical assistance should be obtained. Gloves, protective clothing / mask / goggles should be used during use.

TECHNICAL DATA

Material structure	Polyurethane liquid
Color	Gray
Density	1,35 gr/cm ³ (20 °C and 50% R.H.)
Shore A Hardness	60
Viscosity	4000-6000 cP
Elongation	> 400%
Application temperature	+ 5°C / + 35°C
Service temperature	- 30°C / + 80°C
First drying	4-6 hours
Final drying	5 days

QIS POLIMAX UV 600

POLYURETHANE BASED UV RESISTANT WATERPROOFING COATING



DESCRIPTION

QIS POLIMAX UV 600 is a polyurethane based, single component, cold applied, UV resistant, liquid elastic insulation coating.

USAGE AREAS

- On terraces, roofs and balconies,
- On wet floors such as bathrooms, kitchens,
- On metal surfaces,
- On mosaic surfaces,
- In the insulation of water tanks and ducts,
- In concrete structures such as bridges, viaducts, tunnels.

CHARACTERISTICS

- It is UV resistant.
- It is resistant to constant water contact.
- It is single component and easy to apply.
- It has a high crack covering capacity.
- Jointless coating is applied.
- It does not prevent the passage of steam.
- It is not poisonous or harmful.
- It is resistant to chlorine, alkali and chemicals.
- It has high resistance to freezing.

APPLICATION METHOD

Surface Preparation

The application surface should be cleaned from anti-stick materials such as dust, oil, tar, pitch, paint, silicone, curing material, detergent and mold oils. Weak parts of the concrete should be repaired with QIS REPFIX 500S, poorly adhered plasters should be removed, the surface should be smooth and solid, static cracks in the building should be repaired with QIS QLATEX plaster or QIS GROUT mortar. Dynamic (moving) cracks should be filled with QIS POMA 35 polyurethane mastics and chamfered appropriately in vertical corners. The holes through which water comes should be plugged with QIS PLUG.

Lining

Absorbent surfaces such as concrete should be primed with QIS PU ASTAR 1K and non-absorbent surfaces such as damp or ceramic should be primed with QIS PU ASTAR 2K EX.

Mixing

The material must first be mixed with a suitable mixer for at least 3 minutes. The material can be thinned with a maximum of 5% by weight of QIS PU TINNER when desired.

Application

Before use, the package should be opened and mixed with a low speed mixer for at least 3 minutes. The product should be poured on the primed surface and applied with a minimum of two coats with the help of a roll or check rust until the entire surface is covered.

A maximum of 5% QIS PU TINNER should be added to the product and mixed for spraying application. After the first coat is applied, the second coat should be applied within a minimum of 6 and a maximum of 24 hours.

Application Conditions

- In cases where the ground temperature is below +5°C and above +35°C, the material should not be applied.
- Packages are designed for single use. When it is opened, it must be consumed completely within the specified periods.
- The material should be protected from rain, frost and direct sunlight within the first 24 hours after application. (+20°C)
- The application surface should not be wet. QIS POLIMAX UV 600 is up to 4% moisture resistant on the surface. Moisture-tolerant polyurethane or epoxy primers can be used on surfaces with higher humidity before application.
- Very smooth surfaces should be roughened.
- If the application area will be opened to light pedestrian traffic, QIS ALB UV application should be applied after the product is completely dried.

CONSUMPTION

1.50 - 2.00 kg/m² (For 2 coats of application)

PACKAGING AND STORAGE

25 kg Tin

In its original packaging, in dry, protected and ventilated environments at +10°C / +30°C, when stored protected from sun, rain and frost, its shelf life is 12 months from the date of production.

SAFETY PRECAUTIONS

During application and mixing, contact of the material with the skin and eyes should be prevented, and in case of contact, it should be washed with plenty of water. In case of contact with eyes, they should be washed immediately with plenty of water and medical assistance should be obtained. Gloves, protective clothing / mask / goggles should be used during use.

TECHNICAL DATA

Material structure	Polyurethane liquid
Color	White, Grey
Density	1,35 gr/cm ³ (20 °C and 50% R.H.)
Shore A Hardness	60
Viscosity	4000-6000 cP
Elongation	> 600%
Application temperature	+ 5°C / + 35°C
Service temperature	- 30°C / + 80°C
First drying	4-6 hours
Final drying	5 days

The above values are given at +20°C and for 50% relative humidity. High temperatures shorten the time, low temperatures prolong the time.

QIS POBIMAX 1K

ONE-COMPONENT, BITUMEN - POLYURETHANE BASED,
LIQUID WATERPROOFING MATERIAL



DESCRIPTION

QIS POBIMAX 1K is a single component, bitumen polyurethane based liquid waterproofing material. It adheres strongly to the applied surface and forms an elastic film. It is suitable for vertical and horizontal application.

USAGE AREAS

- Floors,
- Under-coating areas,
- Foundations and curtains,
- Gypsum and cement panels,
- Under cladding on terraces, roofs and balconies,

CHARACTERISTICS

- It can be applied with a brush and roller or by spraying with suitable machines.
- When applied, it forms an insulation in one piece that does not allow the formation of joints or the possibility of leakage.
- It has an elastomeric, hydrophobic structure.
- Its permeability to water vapor is effective. Since it has a breathing structure, it does not create moisture accumulation under the layer.
- Even if the QIS POBIMAX 1K is damaged in any way, the damaged part can be easily repaired in a short time.
- It provides effective resistance to chemicals.
- Ideal for vertical applications, no leakage or sagging.

APPLICATION METHOD

Surface Preparation

Factors such as wet, grease, paraffin wastes, cement syrup, loose particles, mold release agents, cured old membranes and factors that will weaken adherence should be removed from all surfaces before application. If possible, the surface should be washed with high pressure water and cleaned and dried; surface defects should be repaired with appropriate products such as QIS REPFIX. For absorbent surfaces such as concrete, cement and screed, QIS PU PRIMER 1K or QIS EPO PRIMER SF should be used (these surfaces should have a maximum humidity of 4%). QIS PU ASTAR 2K EX or QIS EPO ASTAR NT should be used on damp or non-absorbent surfaces.

Application

Before use, the package should be opened and mixed with a low speed mixer for at least 3 minutes.

The product should be poured on the primed surface and applied with a minimum of two coats with the help of a roller or brush until the entire surface is covered. After the first coat is applied, the second coat should be applied within a minimum of 6 and a maximum of 24 hours.

Application Conditions

- Packages are designed for single use. When it is opened, it must be consumed completely within the specified periods.
- After application, the surface should be protected from water, rain, dew, frost and snow until it is completely dry.
- After the product is fully dried, the product should be covered.

CONSUMPTION

1,50 - 2,00 kg/ m² (For 2 layers of application)

PACKAGING AND STORAGE

25 kg Tin

Shelf life when stored in its original packaging at +10°C /+30°C in dry, protected and ventilated environments, protected from sun, rain and frost, is 12 months from the date of manufacture.

SAFETY PRECAUTIONS

During application and mixing, contact of the material with the skin and eyes should be prevented, and in case of contact, it should be washed with plenty of water. In case of contact with eyes, they should be washed immediately with plenty of water and medical assistance should be obtained. Gloves, protective clothing / mask / goggles should be used during use.

TECHNICAL DATA

Material structure	Bitumen-Polyurethane
Mixture density	1.10 gr/cm ³
Color	Black
Period of use	60 minutes (25°C)
Floor temperature to be applied	+5°C / +30°C
Service temperature	-20°C / +80°C
Hardness	35 (Shore A)
Solid matter ratio	85% (± 5)
Breaking Expansion Percentage	≥ 700%
Breaking Strength	≥ 3 N/mm ²
Adhesion to concrete	≥ 2 N/mm ² (Lined)

The above values are given at +20°C and for 50% relative humidity.
High temperatures shorten the time, low temperatures prolong the time.

QIS POBIMAX 2K 1500

TWO-COMPONENT, BITUMEN - POLYURETHANE BASED,
ELASTIC LIQUID WATERPROOFING MATERIAL



DESCRIPTION

QIS POBIMAX 2K 1500 is a two-component, bitumen polyurethane based, plant root resistant, liquid waterproofing material. It adheres strongly to the applied surface and forms an elastic film. It is suitable for vertical and horizontal application.

USAGE AREAS

- Floors,
- Under-coating areas,
- Foundations and curtains,
- Gypsum and cement panels,
- Under cladding on terraces, roofs and balconies,

CHARACTERISTICS

- It can be applied with a brush and roller or by spraying with suitable machines.
- The product has plant root strength and can be used in green roof applications.
- When applied, it forms an insulation in one piece that does not allow the formation of joints or the possibility of leakage.
- It has an elastomeric, hydrophobic structure.
- Its permeability to water vapor is effective. Since it has a breathing structure, it does not create moisture accumulation under the layer.
- Even if the QIS POBIMAX 2K 1500 is damaged in any way, the damaged part can be easily repaired in a short time.
- It provides effective resistance to chemicals.
- Ideal also for vertical applications, no leakage or sagging.

APPLICATION METHOD

Surface Preparation

Factors such as wet, grease, paraffin wastes, cement syrup, loose particles, mold release agents, cured old membranes and factors that will weaken adherence should be removed from all surfaces before application. If possible, the surface should be washed with high pressure water and cleaned and dried; surface defects should be repaired with appropriate products such as QIS REPFIX. For absorbent surfaces such as concrete, cement and screed, QIS PU PRIMER 1K or QIS EPO PRIMER SF should be used (these surfaces should have a maximum humidity of 4%). QIS PU ASTAR 2K EX or QIS EPO ASTAR NT should be used on damp or non-absorbent surfaces.

Application

The products should first be opened individually and mixed with a low speed mixer for 2-3 minutes. Then, A and B components are combined and made ready for use by mixing with a low speed mixer for a minimum of 3-4 minutes.

The product should be poured on the primed surface and applied with a minimum of two coats with the help of a roller, brush or check rust until the entire surface is covered. After the first coat is applied, the second coat should be applied within a minimum of 6 and a maximum of 24 hours.

Application Conditions

- Packages are designed for single use. When it is opened, it must be consumed completely within the specified periods.
- After application, the surface should be protected from water, rain, dew, frost and snow until it is completely dry.
- After the product is fully dried, the product should be covered.

CONSUMPTION

1,50 - 2,00 kg/ m² (For 2 layers of application)

PACKAGING AND STORAGE

40 kg Tin Set

Component A: 12,5 kg

Component B: 17,5 kg

Shelf life when stored in its original packaging at +10°C /+30°C in dry, protected and ventilated environments, protected from sun, rain and frost, is 12 months from the date of manufacture.

SAFETY PRECAUTIONS

During application and mixing, contact of the material with the skin and eyes should be prevented, and in case of contact, it should be washed with plenty of water. In case of contact with eyes, they should be washed immediately with plenty of water and medical assistance should be obtained. Gloves, protective clothing / mask / goggles should be used during use.

TECHNICAL DATA

Material structure	Bitumen-Polyurethane
Mixture density	1.05 gr/cm ³
Color	Black
Period of use	45 minutes (25°C)
Floor temperature to be applied	+5°C / +30°C
Service temperature	-20°C / +80°C
Hardness	35 (Shore A)
Solid matter ratio	90% (± 5)
Breaking Expansion Percentage	≥ 1500%
Breaking Strength	≥ 3 N/mm ²
Adhesion to concrete	≥ 2 N/mm ² (Lined)

The above values are given at +20°C and for 50% relative humidity. High temperatures shorten the time, low temperatures prolong the time.

QIS POBIMAX 2K EXTRA

TWO-COMPONENT, BITUMEN - POLYURETHANE-BASED
LIQUID WATERPROOFING MATERIAL WITH HIGH ELASTICITY



DESCRIPTION

QIS POBIMAX 2K 1500 is a two-component, bitumen polyurethane based, plant root resistant, liquid waterproofing material. It adheres strongly to the applied surface and forms an elastic film. It is suitable for vertical and horizontal application.

USAGE AREAS

- Floors,
- Under-coating areas,
- Foundations and curtains,
- Gypsum and cement panels,
- Under cladding on terraces, roofs and balconies,

CHARACTERISTICS

- It can be applied with a brush and roller or by spraying with suitable machines.
- The product has plant root strength and can be used in green roof applications.
- When applied, it forms an insulation in one piece that does not allow the formation of joints or the possibility of leakage.
- It has an elastomeric, hydrophobic structure.
- Its permeability to water vapor is effective. Since it has a breathing structure, it does not create moisture accumulation under the layer.
- Even if the QIS POBIMAX 2K EXTRA is damaged in any way, the damaged part can be easily repaired in a short time.
- It provides effective resistance to chemicals.
- Ideal also for vertical applications, no leakage or sagging.

APPLICATION METHOD

Surface Preparation

Factors such as wet, grease, paraffin wastes, cement syrup, loose particles, mold release agents, cured old membranes and factors that will weaken adherence should be removed from all surfaces before application. If possible, the surface should be washed with high pressure water and cleaned and dried; surface defects should be repaired with appropriate products such as QIS REPFIX. For absorbent surfaces such as concrete, cement and screed, QIS PU PRIMER 1K or QIS EPO PRIMER SF should be used (these surfaces should have a maximum humidity of 4%). QIS PU ASTAR 2K EX or QIS EPO ASTAR NT should be used on damp or non-absorbent surfaces.

Application

The products should first be opened individually and mixed with a low speed mixer for 2-3 minutes. Then, A and B components are combined and made ready for use by mixing with a low speed mixer for a minimum of 3-4 minutes.

The product should be poured on the primed surface and applied with a minimum of two coats with the help of a roller, brush or check rust until the entire surface is covered. After the first coat is applied, the second coat should be applied within a minimum of 6 and a maximum of 24 hours.

Application Conditions

- Packages are designed for single use. When it is opened, it must be consumed completely within the specified periods.
- After application, the surface should be protected from water, rain, dew, frost and snow until it is completely dry.
- After the product is fully dried, the product should be covered.

CONSUMPTION

1,50 - 2,00 kg/ m² (For 2 layers of application)

PACKAGING AND STORAGE

40 kg Tin Set

Component A: 20 kg

Component B: 20 kg

Shelf life when stored in its original packaging at +10°C /+30°C in dry, protected and ventilated environments, protected from sun, rain and frost, is 12 months from the date of manufacture.

SAFETY PRECAUTIONS

During application and mixing, contact of the material with the skin and eyes should be prevented, and in case of contact, it should be washed with plenty of water. In case of contact with eyes, they should be washed immediately with plenty of water and medical assistance should be obtained. Gloves, protective clothing / mask / goggles should be used during use.

TECHNICAL DATA

Material structure	Bitumen-Polyurethane
Mixture density	1.05 gr/cm ³
Color	Black
Period of use	45 minutes (25°C)
Floor temperature to be applied	+5°C / +30°C
Service temperature	-20°C / +80°C
Hardness	35 (Shore A)
Solid matter ratio	90% (± 5)
Breaking Expansion Percentage	≥ 2000%
Breaking Strength	≥ 3 N/mm ²
Adhesion to concrete	≥ 2 N/mm ² (Lined)

The above values are given at +20°C and for 50% relative humidity.
High temperatures shorten the time, low temperatures prolong the time.

QIS POLIMES HB

HYBRID POLYMER BASED LIQUID WATERPROOFING COATING



DEFINITION

QIS POLIMES HB is a single component, fluid, ready-to-use, UV resistant, solvent and isocyanate-free, high-tech coating and waterproofing material produced with silane tipped alpha hybrid polymer technology.

USAGE AREAS

- Indoors and outdoors,
- As a coating material on balconies and terrace roofs with light pedestrian traffic,
- In the repair of cracks up to 2 mm in almost every surface and their combinations, including mineral-based surfaces such as concrete, stone, marble, ceramic, tiles, all kinds of wood, glass, metal, tile, brick, concrete, gas concrete,
- In wet areas such as bathrooms, kitchens,
- In drinking water tanks,
- In the waterproofing or regional repair of horizontal surfaces with self-spreading feature against ground moisture in places below the soil level such as foundation, garage, basement,
- It is used on balconies, terraces or sloping roofs that require waterproofing, at the junctions of chimneys, ventilation and light domes.

CHARACTERISTICS

- It has medium flexibility, is suitable for light pedestrian traffic.
- It maintains its elasticity and adhesion properties at joints in cracks formed and growing with the movement of the building.
- It adheres perfectly even on damp surfaces without primer and provides high adherence.
- It does not contain solvents and isocyanates that are harmful to the environment and human health.
- It can be used indoors and outdoors, on horizontal and vertical surfaces.
- It is UV resistant, does not crack, yellow and leak.
- It is applied easily and quickly with a brush or roller.
- It does not form a joint.
- It is 100% elastomeric and does not lose volume because it does not contain solvent.
- It maintains its elasticity even at low temperatures after curing, and can be painted over.

APPLICATION METHOD

Surface Preparation

- The application surface should be cleaned from anti-stick materials such as dust, oil, tar, pitch, paint, silicone, curing material, detergent and mold oils.
- Weak parts of the concrete should be repaired with QIS REFFIX 500S, poorly adhered plasters should be removed, the surface should be smooth and solid, static cracks in the building should be repaired with QIS QLATEX plaster or QIS GROUT mortar.
- Dynamic (moving) cracks should be filled with QIS POMA 35 polyurethane mastics and chamfered appropriately in vertical corners.
- The holes through which water comes should be plugged with QIS PLUG. There is no need to use primer under normal conditions.

Application

QIS POLIMES HB is ready for use. Externally, no substance should be added. It is mixed with a suitable mixer for at least 2 minutes before use. QIS POLIMES HB is poured directly onto the surface by cutting it in triangular shape with scissors from the upper corner of the special aluminum package. It is applied to the surface with a brush or roller. QIS POLIMES HB is applied to the surface in at least two layers perpendicular to each other. It is necessary to wait between the layers for 6-12 hours. When the first layer becomes walkable, the second layer can be applied. If a smooth termination is desired at the borders of the application area, the determined area can be surrounded by masking tape. The masking tape should be removed no more than 5 minutes after application. Opening the application area for use is 24-48 hours. Final curing takes place after 7 days.

Application Conditions

- In cases where the ground temperature is below +5°C and above +30°C, the material should not be applied.
- The material should be protected from rain, frost and direct sunlight within the first 24 hours after application. (+20°C)
- The application surface should not be wet. QIS POLIMES HB is up to 10% moisture resistant on the surface. Moisture-tolerant polyurethane or epoxy primers can be used on surfaces with higher humidity before application.

CONSUMPTION

1,50 kg/m². (For 1 mm thickness)

PACKAGING AND STORAGE

14 kg plastic bucket

Shelf life when stored in its original packaging at +10°C / +30°C in dry, protected and ventilated environments, protected from sun, rain and frost, is 12 months from the date of manufacture.

SAFETY PRECAUTIONS

During application and mixing, contact of the material with the skin and eyes should be prevented, and in case of contact, it should be washed with plenty of water. In case of contact with eyes, they should be washed immediately with plenty of water and medical assistance should be obtained. Gloves, protective clothing / mask / goggles should be used during use.

TECHNICAL DATA

Material structure	Low viscosity elastomeric liquid
Color	Gray
Density	1.44 gr/ml (23 °C and 50% R.H.)
Shore A Hardness	30 ± 5
Elongation	> 300
Curing speed	2,00 mm/day (23 °C and 50% R.H.)
Application temperature	+ 5°C / + 30°C
Service temperature	- 30°C / + 80°C

The above values are given at +20°C and for 50% relative humidity. High temperatures shorten the time, low temperatures prolong the time.

QIS TRANSTEK PU

POLYURETHANE BASED TRANSPARENT COATING AND WATERPROOFING MATERIAL



DESCRIPTION

QIS TRANSTEK PU is a polyurethane based, single component, self-liquid, ready-to-use, UV resistant, high-tech transparent coating and waterproofing material.

USAGE AREAS

- On balconies and terrace roofs with light pedestrian traffic,
- On balconies and terraces covered with materials such as glazed tiles, ceramics, natural stone, marble, tiles
- On reinforced concrete surfaces, plasters and screed,
- On glass, on glass brick, on metals such as iron, steel, aluminum,
- On GRP, PVC and polycarbonate roof coatings,
- In wet areas such as bathrooms, kitchens,

CHARACTERISTICS

- Since it is transparent and does not damage the existing coating, it allows waterproofing without changing the appearance of the bottom coating, it is decorative.
- Since it does not contain materials such as silicone oil and plasticizer, it does not cause color changes due to oil vomiting in building materials such as natural stone and marble.
- It is resistant to wear that may occur due to light pedestrian traffic in areas such as terraces and balconies.
- It is UV resistant, does not crack, yellow and leak.

APPLICATION METHOD

Surface Preparation

The application surface should be cleaned from anti-stick materials such as dust, oil, tar, pitch, paint, silicone, curing material, detergent and mold oils. Surfaces should be roughened with mechanical methods in areas deemed necessary. The surface must be primed with QIS PU ASTAR 2K EX prior to application. Primer application should be applied to dry surfaces with a clean cloth and care should be taken not to form a layer on the surface as much as possible, and the primer should be used at the minimum level.

Application

QIS TRANSTEK PU is ready for use. The application is done with a brush or a roller. On jointed surfaces, the joints are first coated with the help of a brush. Then, two coats are applied to all surfaces with the help of a roller. The second layer should be applied after the first layer is completely dried.

Application Conditions

- The application surface should be completely dry.
- In cases where the ground temperature is below +5°C and above +35°C, the material should not be applied.
- Packages are designed for single use. When it is opened, it must be consumed completely within the specified periods.
- The material should be protected from rain, frost and direct sunlight within the first 24 hours after application. (+20°C)
- Do not apply on damp or wet surfaces, in areas with negative water - water vapor pressure, and in areas that are in constant contact with water such as swimming pools and water tanks.

CONSUMPTION

On non-absorbent surfaces: 0,4 kg/m²

On absorbent surfaces 0,8 kg/m²

PACKAGING AND STORAGE

5 and 25 kg Tin

In its original packaging, in dry, protected and ventilated environments at +10°C /+30°C, when stored protected from sun, rain and frost, its shelf life is 12 months from the date of production.

SAFETY PRECAUTIONS

During application and mixing, contact of the material with the skin and eyes should be prevented, and in case of contact, it should be washed with plenty of water. In case of contact with eyes, they should be washed immediately with plenty of water and medical assistance should be obtained. Gloves, protective clothing / mask / goggles should be used during use.

TECHNICAL DATA

Appearance	Transparent liquid coating
Density	1,10 ± 0,05 kg/lt
Application Temperature	+5°C to +35°C
Shore A Hardness	90 ± 5
Elongation at Break	> 300% (7 days)
Film Creation Time	60 ± 30 minutes
Curing Speed	1 mm / 24 hours
Service Temperature	-30°C / +80°C

The above values are given at +20°C and for 50% relative humidity. High temperatures shorten the time, low temperatures prolong the time.

QIS POBIFLASH

BITUMEN-POLYURETHANE BASED WATERPROOFING COATING AND REPAIR MATERIAL



DESCRIPTION

QIS POBIFLASH is a ready-to-use, single-component bitumen-polyurethane based waterproofing and repair resin designed for waterproofing of corner details, joint and parapet turns in new manufacturing and renovation applications.

USAGE AREAS

- Corner details and parapets,
- On terraces, roofs and balconies,
- On wet floors such as bathrooms, kitchens,
- On metal, reinforced concrete surfaces,
- On mosaic surfaces,
- In the insulation of water tanks and ducts.

CHARACTERISTICS

- No primer required.
- It is resistant to constant water contact.
- 100% compatible with bituminous waterproofing membranes.
- It is single component and easy to apply.
- It has a high crack covering capacity.
- Jointless coating is applied.
- It does not prevent the passage of steam.
- It is not poisonous or harmful.
- It is resistant to chlorine, alkali and chemicals.
- It has high resistance to freezing.

APPLICATION METHOD

Surface Preparation

The application surface should be cleaned from anti-stick materials such as dust, oil, tar, pitch, paint, silicone, curing material, detergent and mold oils. The weak parts of the concrete should be repaired with QIS REPFIX 500S, poorly adhered plasters should be removed, the surface should be smooth and solid. Dynamic (moving) cracks should be filled with QIS POMA 35 polyurethane mastics.

Application

Before use, the package should be opened and mixed with a low speed mixer for at least 3 minutes. The product should be applied on concrete, wood and metal floors with a minimum of two coats with the help of a roller or brush to cover the bituminous membrane 15 cm. The second coat should be applied 2 hours after the first coat is applied. GEO ES 45 reinforcement seals should be used at corners and joints.

Application Conditions

- In cases where the ground temperature is below +5°C and above +35°C, the material should not be applied.
- Packages are designed for single use. When it is opened, it must be consumed completely within the specified periods.
- The material should be protected from rain, frost and direct sunlight within the first 24 hours after application. (+20°C)
- The application surface should not be wet. QIS POBIFLASH is up to 4% moisture resistant on the surface.

CONSUMPTION

1.50 - 2.00 kg/m² (For 2 coats of application)

PACKAGING AND STORAGE

5 - 25 kg Tin

In its original packaging, in dry, protected and ventilated environments at +10°C /+30°C, when stored protected from sun, rain and frost, its shelf life is 12 months from the date of production.

SAFETY PRECAUTIONS

During application and mixing, contact of the material with the skin and eyes should be prevented, and in case of contact, it should be washed with plenty of water. In case of contact with eyes, they should be washed immediately with plenty of water and medical assistance should be obtained. Gloves, protective clothing / mask / goggles should be used during use.


TECHNICAL DATA

Material structure	Bitumen-Polyurethane liquid
Color	Black
Density	1,35 gr/ml [20 °C and 50% R.H.]
Shore A Hardness	60
Viscosity	4000-6000 cP
Elongation	> 2000%
Application temperature	+ 5°C / + 35°C
Service temperature	- 30°C / + 80°C
First drying	2 hours
Final drying	5 days

The above values are given at +20°C and for 50% relative humidity. High temperatures shorten the time, low temperatures prolong the time.

QIS HSD 2K

POLYURETHANE BASED, LIQUID WATERPROOFING MATERIAL FOR WATER TANKS



DESCRIPTION

QIS HSD 2K is a two-component, blue, liquid elastic insulation coating designed for waterproofing of polyurethane-based drinking water tanks and pools.

USAGE AREAS

- On terraces, roofs and balconies,
- In drinking water tanks and pools
- On wet floors such as bathrooms, kitchens,
- On metal surfaces,
- On mosaic surfaces,
- In concrete structures such as bridges, viaducts, tunnels.

CHARACTERISTICS

- It should be used under the coating.
- It is resistant to constant water contact.
- It has a high crack covering capacity.
- Jointless coating is applied.
- It does not prevent the passage of steam.
- It is not poisonous or harmful.
- It is resistant to chlorine, alkali and chemicals.
- It has high resistance to freezing.

APPLICATION METHOD

Surface Preparation

The application surface should be cleaned from anti-stick materials such as dust, oil, tar, pitch, paint, silicone, curing material, detergent and mold oils. Weak parts of the concrete should be repaired with QIS REPFIX 500S, poorly adhered plasters should be removed, the surface should be smooth and solid, static cracks in the building should be repaired with QIS QLATEX plaster or QIS GROUT mortar. Dynamic (moving) cracks should be filled with QIS POMA 35 polyurethane mastics and chamfered appropriately in vertical corners. The holes through which water comes should be plugged with QIS PLUG. If necessary, the surface is roughened by mechanical methods.

Lining

Absorbent surfaces such as concrete should be primed with QIS PU ASTAR 1K or non-absorbent surfaces such as ceramic should be primed with QIS PU ASTAR 2K EX.

Mixing

The products should first be opened individually and mixed with a low speed mixer for 2-3 minutes. Then, A and B components are combined and made ready for use by mixing with a low speed mixer for a minimum of 3-4 minutes.

Application

Before use, the package should be opened and mixed with a low speed mixer for at least 3 minutes. The product should be poured on the primed surface and applied with a minimum of two coats with the help of a roll or check rust until the entire surface is covered.

A maximum of 5% QIS PU TINNER should be added to the product and mixed for spraying application. After the first coat is applied, the second coat should be applied within a minimum of 8 and a maximum of 24 hours.

Application Conditions

- In cases where the ground temperature is below +5°C and above +35°C, the material should not be applied.
- Packages are designed for single use. When it is opened, it must be consumed completely within the specified periods.
- The material should be protected from rain, frost and direct sunlight within the first 24 hours after application. (+20°C)
- The application surface should not be wet. QIS HSD 2K is up to 4% moisture resistant on the surface. Moisture-tolerant polyurethane or epoxy primers can be used on surfaces with higher humidity before application.

CONSUMPTION

1.50 - 2.00 kg/m² (For 2 coats of application)

PACKAGING AND STORAGE

24 kg Tin Set

Component A: 20 kg

Component B: 4 kg

Shelf life when stored in its original packaging at +10°C / +30°C in dry, protected and ventilated environments, protected from sun, rain and frost, is 12 months from the date of manufacture.

SAFETY PRECAUTIONS

During application and mixing, contact of the material with the skin and eyes should be prevented, and in case of contact, it should be washed with plenty of water. In case of contact with eyes, they should be washed immediately with plenty of water and medical assistance should be obtained. Gloves, protective clothing / mask / goggles should be used during use.

TECHNICAL DATA

Material structure	Polyurethane liquid
Color	Blue
Density	1,40 gr/cm ³ [20 °C and 50% R.H.]
Shore D hardness	40
Viscosity	15.000-20.000 cP
Elongation	> 100%
Application temperature	+ 5°C / + 35°C
Container Life	20 minutes
Service temperature	- 30°C / + 80°C
First drying	4-6 hours
Final drying	5 days

The above values are given at +20°C and for 50% relative humidity. High temperatures shorten the time, low temperatures prolong the time.

QIS PU INJECTION 2K

TWO-COMPONENT FLEXIBLE POLYURETHANE INJECTION RESIN



DESCRIPTION

QIS PU INJECTION 2K is a two-component, low-viscosity, solvent-free, flexible polyurethane injection resin.

USAGE AREAS

- Where waterproofing must be provided, in filling and repair works,
- In crack injections, in places exposed to movement in concrete structures and in dilatations to stop water leaks,
- In tunnels, bridges and all structural elements, stopping water leaks at the joints of tunnel segments, behind the segment curtain injection works,
- It is used for pre-injection of sandy soil, cracked rocks, stabilization of sandy and gravelly soils.

CHARACTERISTICS

- It does not contain solvent.
- It doesn't shrink.
- It is hydrophobic.
- It reacts in contact with water, expands and cures, and turns into a non-porous, flexible and dense foam.
- It provides absolute water impermeability.
- It has high adhesive strength even in humid environments.
- It is resistant to light acids, alkalis, organic solutions, fungus, mold and microorganisms.
- Reaction and expansion rate can be controlled.
- There is no harm to health in contact with drinking water.

APPLICATION METHOD

Surface Preparation

The cracks to be applied should be cleaned with compressed air and free parts should be cleaned from substances such as oil and paint.

Mixing

- Required amount of CATALYST (1-5%) is added to QIS PU INJECTION 2K resin by shaking beforehand and mixed until a homogeneous mixture is obtained.

- The accelerator rate should be determined by conducting an experiment in advance, taking into account the ambient temperature, humidity rate and water temperature.
- During mixing, the resin should be kept away from water, otherwise it reacts, foaming starts and starts to freeze in the equipment and clogs.
- The mixture does not react as long as it does not come into contact with water.

PACKAGING AND STORAGE

20 + 2 kg Tin Set.

Shelf life when stored in its original packaging at +10°C /+30°C in dry, protected and ventilated environments, protected from sun, rain and frost, is 12 months from the date of manufacture.

SAFETY PRECAUTIONS

During application and mixing, contact of the material with the skin and eyes should be prevented, and in case of contact, it should be washed with plenty of water. In case of contact with eyes, they should be washed immediately with plenty of water and medical assistance should be obtained. Gloves, protective clothing / mask / goggles should be used during use.

TECHNICAL DATA

INJECTION 2K

Specific gravity	1.06 kg / lt ± 0.03
Viscosity	260-300 cP (+25°C)

CATALYST

Specific gravity	0.95 kg / lt ± 0.03
Viscosity	40-60 cP (+25°C)

INJECTION 2K + %2 CATALYST cured mixture

Flexibility	> 200%
Tensile strength	> 1 N/mm ²

The above values are given at +20°C and for 50% relative humidity. High temperatures shorten the time, low temperatures prolong the time.

QIS BITULAY

POLYMER BITUMINOUS WATERPROOFING MEMBRANES



DESCRIPTION

QIS BITULAY is a waterproofing (membrane) cover with glass tulle or polyester felt carrier, made of bitumen, covered with PE (polyethylene) film on the lower and upper surfaces, applied with a torch.
QIS BITULAY C30: Waterproofing membrane with 3 mm thick glass tulle carrier
QIS BITULAY P30: Waterproofing membrane with 3 mm thick polyester felt carrier
QIS BITULAY P40: Waterproofing membrane with 4 mm thick polyester felt carrier

USAGE AREAS

It is used to obtain water impermeability on the garden terrace roofs of the buildings. It is also used in waterproofing of foundation and curtain walls in externally bundled foundations. It is used on all kinds of surfaces in contact with the soil, on all surfaces in contact with the soil and water and at the same time on all surfaces that require flexibility.

CHARACTERISTICS

- It is flexible and long-lasting.
- It can be easily applied to different types of surfaces.
- It has high tensile and tensile strength.
- It is resistant to aggressive effects that may occur in the soil.
- It is easily applied in details such as dilatation, chimney edge and parapet rotation.

APPLICATION METHOD

Surface Preparation

The surface to be applied with QIS BITULAY should be free from dust, dirt, rust and oil, and loose parts should be scraped. Depending on the surface on which QIS BITULAY will be applied, when necessary, QIS BITUM ASTAR primer should be applied to the application surface, and it should be allowed to dry completely.

Application

Cover application is started at the lowest part of the roof (lowest elevation) and in the direction perpendicular to the slope. The QIS BITULAY is heated with a torch flame and glued to the surface. There must be a baffle plate between the rows. A share of 15 cm should be left for short edge overlaps of 1 meter and 10 cm for long edge overlaps of the cover and the joints should be adhered well. Between the layers, 50 cm of confusion should be made on the short side and 5 m of confusion should be made on the long side.

- Bituminous membrane applications should be performed by certified application teams.
- In winter months, application should not be made at temperatures of +5°C and below.
- If application is to be performed in cold weather, membrane rolls should be stored in closed areas with a temperature above 5°C for at least 24 hours before application and membranes brought to the application area should be applied immediately.

If this rule is not followed, cracks may occur on the membrane surface.

- The membrane should be opened slowly and carefully when opening to align the rolls in the application area.
- The applied insulation layers must be protected against impacts/mechanical damage.

NOTE: If desired, -20°C series membranes can also be produced.

Transportation

- Bituminous membrane rolls should be transported in an upright position.
- Necessary precautions must be taken to prevent the membrane rolls from tipping over during transportation.

AMBALAJ VE DEPOLAMA

1 m width, 10 m height

Bituminous membrane rolls should be stored in warehouses with a covered and flat floor and standing upright.

- Rolls are not stacked on top of each other if they are stacked without pallets.
- Bituminous membranes with polyester felt carriers can be stored on a maximum of 2 pallets by placing MDF or similar plates between the pallets, provided that the shrinks are not opened and the pallets are not damaged.
- Membranes with glass tulle carriers should not be stored on top of each other.
- Care must be taken to prevent the rolls from being hit hard during in-store transport or unloading/loading.
- If the rolls need to be stored in the open for a long time, they must be covered to protect them from sunlight.

SAFETY PRECAUTIONS

Do not expose to direct sunlight and heat. Wear suitable gloves and protective goggles during operation. This information has been prepared taking into account the general conditions. In practice, air temperature, humidity and suction power of the surface can affect the values mentioned above.


TECHNICAL DATA

CHARACTERISTICS	UNIT	C30	P30	P40
Carrier	-	Glass Tulle	Polyester	Polyester
Bitumen structure	-	APP	APP	APP
Thickness	mm	3	3	4
Temp. resistance	°C	>120	>120	>120
Bending in cold	°C	-10	-10	-10
Tensile strength	N/5 cm	400/300	800/600	800/600
Elongation of Rupture	%	2/2	35/35	35/35
Top Coating	-	PE	PE/Silica Sand	PE/Silica Sand
Bottom sur. coating	-	PE	PE	PE
Roll dimensions	m	1x10	1x10	1x10

The above values are given at +20°C and for 50% relative humidity. High temperatures shorten the time, low temperatures prolong the time.

QIS AQUA MAX

WET VOLUME TEXTILE MEMBRANE



DESCRIPTION

AQUA MAX is a 3-layer wet volume textile membrane consisting of two NON-WOVEN thermoplastic layers with a special 100% waterproof layer.

USAGE AREAS

- Under ceramic in all risky areas of the building such as bathroom, toilet, kitchen,
- In structures that are constantly exposed to water such as outdoor terrace, pool, water tank,
- In areas such as under-foundation curtain concrete junction points.

CHARACTERISTICS

- It regulates the uncontrolled entry of water into structures,
- It prevents ground roughness,
- It is applied quickly, cleanly and leak-proof with double-sided bonding.
- It is easy to apply, stable to high tear strength,
- It is resistant to alkali and has high flexibility.

APPLICATION METHOD

The surface on which the product will be applied must be cleaned with rust, dirt, concrete. If there are cracks or defects in the concrete, the surface should be smoothed with screed or repair mortar. On horizontal or vertical floors where the product will be applied, 4-8 kg of flex tile adhesive per 1 m² and the first layer of tile adhesive is applied to the floor with the help of a notched trowel.

The product is laid freely on the surface. In the continuation of the products laid out, it is superimposed with a share of 10%. The overlaps are attached to each other with the help of polyurethane mastic. After these processes are completed, the ceramic flooring process can be completed with the flexible ceramic adhesive to be applied to the surface of the product. The application of the product at the building joint (chamfer points) should start from 20 cm above.

If desired, the product can be produced as self-adhesive as a second choice. It should be processed by overlapping minimum 10% in the self-adhesive product.

TECHNICAL DATA

Unit Weight	EN 1849-2	q/m ² 210
Thickness	EN 1849-2	mm 0,57
Maximum Tensile Strength [MD/CMD]	EN 12311-2(A)	N/50 mm
Elongation [MD/CMD]	%>20/>10	
Tear Resistance	EN 12310-2	N >75/>100
Impact Resistance	EN 12961 (A)	mm >500
Joint Slip Resistance	EN 12317-2	N/50>230
Waterproofing	EN 1928	Passed
Flexibility at Low Temperature	EN 495-5 °C	-20
Reaction to Fire	EN 13505-1	Class E
Water Vapor Transfer [Sd]	EN 1931 (B)	m 3.2
Water Vapor	MN.s/g 16	
Transmission Resistance [Z]		
Condition of resistance to vapor according to CTE	- DB HS 1 (Z>10MN.s/g)	
Operating temperature	°C-20 ile +80	
With C2 cement based adhesive	28 days (14 days under laboratory conditions, 14 days at 70°C)	
Tensile	EN 1348	N/mm ² >0,7
Slip	EN 1324	N/ mm ² >1
Water Resistance of the Joint (with C2 cement) Water Column	1m/24 hours	Waterproof

The above values are given at +20°C and for 50% relative humidity. High temperatures shorten the time, low temperatures prolong the time.

QIS PVC MEMBRAN

PVC BASED SIGNAL LAYERED WATERPROOFING COVER



DESCRIPTION

The main raw material of QIS PVC Geomembranes is Polyvinyl Chloride (PVC). PVC raw material is produced with plasticisers that do not contain lead-heavy metals that do not harm human health and nature and with extrusion, molding and calendaring units at appropriate temperature.

QIS PVC 15: PVC based 1.5 mm wide signal-layered membrane
QIS PVC 20: PVC based 2.0 mm wide signal-layered membrane

USAGE AREAS

It is used in highway tunnel constructions, metro projects tunnel and station constructions, basic, curtain and terrace constructions of residences, roofs, business centers foundation, curtain, terraces, bridge intersections base, curtain and overpasses, underground car park constructions, irrigation pools, landscape pools and water storage (special production anti-bacterial).

CHARACTERISTICS

Since QIS PVC Geomembranes are soft and easily shaped, they can be used in all the structures listed below or where insulation is required, and is an extremely durable and long-lasting insulation material. Since they have high static puncture strength, they are resistant to punctures and plant roots caused by external factors. The elongation and tear coefficients of QIS PVC Geomembranes are high, they do not tear easily and do not separate from the weld joints in the settlement movements and possible cracks of the buildings over time. QIS PVC Geomembranes provide fast and more risk-free insulation with the widest and longest roll lengths. Geomembranes are generally manufactured using light colors as monochrome and dual color. It is beneficial to prefer bi-colors, possible punctures in bi-colors during assembly are very easily noticed and repaired. An important point is to check the robustness of the sources.

APPLICATION METHOD

Application weather conditions of QIS PVC Geomembranes should be between +5°C and +35°C. These temperatures may pose risks in terms of both workmanship and safety of resources in external applications. The implementation team should be experienced in the field and have sufficient technical equipment. Before starting the application, the technical team tours the site and checks the surfaces to be applied. Pointed stone, iron and similar protruding surfaces that may cause puncture and cut of geomembranes on the surfaces are corrected.

TEKNİK VERİLER

CHARACTERISTICS

CHARACTERISTICS	STANDARDS	UNIT	PRODUCTION VALUES
THICKNESS	TS EN 1849-2	mm	1.0 -1,20 -1,5 -1,8 - 2,0 - 2,5 - 3,0 (+0,05 mm)
WIDTH	TS EN 1848-2	m	2,1 (+ 0.5 cm)
LENGTH	TS EN 1848-2	m	20 (+5 cm) Can increase according
UNIT FIELD MASS	TS EN 1849-2	g/cm ³	1.35 g/cm ³ x Thickness
DIRECT DEVIATION	TS EN 1848-2	mm	10 m for 20 mm
VISIBLE DEFECT	TS EN 1850-2	No Defects	No Visible Defects
ELONGATION AT BREAK (WIDTH-LENGTH)	TS EN 12311-2	%	> 250
TENSILE STRENGTH AT BREAK (WIDTH-LENGTH)	TS EN 12311-2	N/mm ²	> 17
TEAR STRENGTH	TS EN 12310-1	N	> 250
RESISTANCE TO STATIC LOADS	TS EN 12730	kj	> 25
IMPACT RESISTANCE	TS EN 12691	mm	> 1000
WELD JOINT STRENGTH	TS EN 12317-2	N/50mm	> 1100
REACTION TO FIRE	TS EN 13501-1	Class E	Class E (Flameproof)
WATER PERMEABILITY	TS EN 1928	Bar	5-20 Bar according to thickness
WATER IMPERMEABILITY IN AGING	TS EN 1296-1928	kPa	2kPa-60kPa Waterproof
CHEMICAL WATER IMPERMEABILITY	TS EN 1847-1928	Bar	Impermeable at 8 Bar Pressure
WATER VAPOR RESISTANCE	TS EN 1931	μ	25000 + 7000
INFLUENCE FROM WEATHER CONDITIONS	TS EN 495-5	°C	-25°C / +90°C No Breakage
PLANT ROOT STRENGTH	TS EN 13948	Resistant	Resistant
BITUMEN COMPATIBILITY	TS EN 1548-1928	Incompatible	Not compatible with bitumen

The above values are given at +20°C and for 50% relative humidity. High temperatures shorten the time, low temperatures prolong the time.

QIS PVC Geomembranes and Geotextiles with predetermined thicknesses and weights are transported to the application area. First, geotextiles are laid, and side-to-side joints are overlapped by 10 cm, with hand-held welding machines in the form of points every 50 cm. QIS PVC Geomembranes are laid on the geotextile. The weld joints are laid as 8-10 cm overlapping each other. Welding process is performed with electrically operated test channel robot welding devices. The places where the robot welding machine cannot process are welded with hand-held welding machines. The strength of the welds is checked in 3 ways.

1-Air Test; There is a test channel in the middle of the places where the Robot Welding Device welds. The end points of this duct are closed with adjustable pliers and 2 bar air pressure is applied. If the air pressure is controlled for 5 minutes and there is no pressure drop, the welding is considered successful, if there is a bar drop, the welding joint is cut off and the welding process is performed again and the test is applied.

2-Stripping Test; Separation force is applied to the remaining edge parts at the ends of the weld joints with pliers. The applied force is approximately 60-70 Kg/cm². If there is separation in this process, the weld joints are cut and welded again and this test is applied again.

3-Vacuum Test; It is performed under the control of welding places made with Hand Type Welding devices. Soap bubble is placed inside the suction device and suction is applied. There should be movement in the foams and there should be no air leakage. Geotextiles are laid on the places where welding controls are made and the membranes are covered again. At the end points of the QIS PVC Geomembranes, locking has to be done with pressure strips. Construction supervisors should take the necessary measures in terms of the robustness and safety of the places of application.

PACKAGING AND STORAGE

If the QIS PVC Geomembranes shipped in their special packaging will not be processed for a long time, they should be stored horizontally in closed environments for a maximum of 4 rows without opening the packaging. Roll Dimensions: Width 2.1m Length 20 m (If requested, production is made in desired sizes.)

Color: Signal Layer (Yellow / Black - Grey / Black - Blue / Black) - Yellow - Black - Grey - Blue - White - Green



02

PROTECTIVE COATINGS AND INSULATION PAINTS

QIS ALB UV

QIS EPO GUARD

QIS QFLEX CLR

QIS FIRE STOP

QIS NKX

QIS QGLASS

QIS SB EMPRENYE

QIS REP AST

QIS ALB UV

ALIPHATIC POLYURETHANE BASED, DUAL COMPONENT, UV RESISTANT TOPCOAT COATING MATERIAL



DESCRIPTION

QIS ALB UV is a dual component, polyurethane based, high UV resistance, liquid topcoat coating material. It adheres perfectly to different surfaces to form a highly elastic and durable film. It exhibits excellent mechanical and chemical properties and provides high tensile, tear and abrasion resistance. It is effective in water vapor transmission. The film breathes and prevents moisture from accumulating in the substrate. It has the feature of bridging shrinkage cracks with its elastic structure.

USAGE AREAS

- On concrete roofs,
- On balconies and terraces
- In light roofs made of metal and fibrous materials,
- As the last coat of epoxy floor coverings,
- On bridge platforms,
- On surfaces such as ceramic tiles, natural stone tiles, etc.,
- In the protection of polyurethane foam insulation
- As a topcoat over the waterproofing materials used.

CHARACTERISTICS

- Thanks to its aliphatic structure, it protects its color when exposed to sunlight, does not fade or turn yellow.
- It is UV resistant.
- It can be produced in different colors.
- It is resistant to continuous water contact.
- It has high abrasion and chemical resistance.
- It is elastic.
- It provides excellent adherence to non-absorbent surfaces.
- It has low viscosity.

APPLICATION METHOD

Surface Preparation

Coating surfaces to be applied must be free from dust, dirt, oil and other materials that will prevent adhesion. The application should be carried out within the re-coating period of the coating system. When applied directly to the surface, the surface must be primed with QIS PU ASTAR (PRIMER) 1K prior to application.

Material Preparation

Component B should be stirred for 2-3 minutes with a suitable stirrer at a speed of 300 rpm after being completely emptied into component A.

Application

QIS ALB UV is applied by spraying method or by brush or roller. The surface should not come into direct contact with water for at least 24 hours after application. There is no need to use primer when applied on waterproofing materials. Care should be taken that the waterproofing coat is completely dried before applying QIS ALB UV. 2nd coat application can be performed within 6 to 24 hours after the first coat application.

Application Conditions

- In cases where the ground temperature is below +5°C and above +35°C, the material should not be applied.
- Packages are designed for single use. When it is opened, it must be consumed completely within the specified periods.
- No coating such as ceramic etc. can be applied directly to the QIS ALB UV applied surface.
- The material should be protected from rain, frost and direct sunlight within the first 24 hours after application. (+20°C)
- The application surface should not be wet or damp.
- QIS ALB UV should not be used as waterproofing material alone.

CONSUMPTION

0,30 - 0,40 kg/m² (For 2 coats of application)

PACKAGING AND STORAGE

20 kg Set Tin

Component A: 16 kg

Component B: 4 kg

Shelf life when stored in its original packaging at +10°C / +30°C in dry, protected and ventilated environments, protected from sun, rain and frost, is 12 months from the date of manufacture.

SAFETY PRECAUTIONS

During application and mixing, contact of the material with the skin and eyes should be prevented, and in case of contact, it should be washed with plenty of water. In case of contact with eyes, they should be washed immediately with plenty of water and medical assistance should be obtained. Gloves, protective clothing / mask / goggles should be used during use.

TECHNICAL DATA

Material structure	Aliphatic Polyurethane Liquid
Color	Intended
Density	0,95 gr/cm ³ [20 °C and 50% R.H.]
Shore D hardness	60
Viscosity	100-200 cP
Elongation	> 200%
Application temperature	+ 5°C / + 35°C
Adhesion to concrete	> 2 N / mm ²
Breaking Strength	> 20 N / mm ²
Service temperature	- 40°C / + 80°C
First drying	4-6 hours
Final drying	5 days

The above values are given at +20°C and for 50% relative humidity. High temperatures shorten the time, low temperatures prolong the time.

QIS EPO GUARD

EPOXY BASED PROTECTIVE AND ANTI-CORROSION COATING



DESCRIPTION

QIS EPO GUARD is a corrosion-resistant, two-component epoxy-based protective and anti-corrosion coating used to protect concrete and steel surfaces.

USAGE AREAS

- In vertical and horizontal applications in indoor and outdoor spaces,
- In drinking water tanks,
- In laboratories, industrial kitchens,
- In hospitals, dairy, food and beverage establishments,
- In metal and concrete tanks,
- In oil and fuel tanks,
- It is used as a chemical resistant and steam cutting coating on the walls.

CHARACTERISTICS

- It has a glossy surface.
- Their mechanical strength is high.
- It has antibacterial properties.
- It is hygienic.
- It has high resistance to chemicals.
- It is resistant to abrasion and impacts.
- It is resistant to freeze-thaw cycle.
- It is impermeable.
- It can be used safely in drinking water tanks.
- It provides protection against corrosion.
- Excellent adhesion to concrete, steel, metal, wooden surface.
- It has gas and vapor cut-off feature.
- It does not contain solvent. It is easily applied in small volume and enclosed spaces without the need for ventilation.

APPLICATION METHOD

Surface Preparation

Concrete ;

- Joints to be applied should be cleaned from anti-stick materials such as oil, curing, paint, dust, free particles and joints should be cleaned thoroughly.
- Damaged surfaces should be repaired with cement-based repair mortars and cracks should be repaired with injection system.
- The surface must be dry during application.

Steel ;

- Substances such as dust, paint, rust should be cleaned with chemicals or with a sandblasting-brushing-scraper until the metal appears mechanically.

Mixing

The QIS EPO GUARD has 2 components. (A+B) Component B is added to component A and stirred with a 300-600 cycle mixer-mechanical stirrer for approximately 3-5 minutes without interruption and until a homogeneous mixture is obtained. It is rested for about 3 minutes and mixed again for about 30 seconds and made ready for use.

Application

- The well-mixed material is applied with a velvet roller or sprayer.
- The material should be applied 2 coats.
- 2nd coat application should be performed before the 1st coat dry completely. (within 10 hours).
- The surface should be abraded and roughened before the applications to be made after the 1st coat is dried.

Application Conditions

- In cases where the ground temperature is below +5°C and above +30°C, the material should not be applied.
- Packages are designed for single use. When it is opened, it must be consumed completely within the specified periods.
- The material should be protected from rain, frost and direct sunlight within the first 24 hours after application. (+20°C)

CHEMICAL RESISTANCE

Full strength; Lactic acid 50%, Sulfuric acid 50%, Nitric acid 100%, S. Hydroxide 50% Sodium chloride, Diesel, Benzene, Toluene
Moderate strength; Butyl acetate, Sulfuric acid Methylene chlorine, Vegetable oils
Non-resistant; Acetone, Ethyl alcohol, Chlorhydric acid

CONSUMPTION

0,6 kg/m² (For 2 coats of application)

PACKAGING AND STORAGE

Set of 5 and 10 kg.

Component A: 8,8 kg (4,4 kg)

Component B: 1,2 kg (0,6 kg)

Shelf life when stored in its original packaging at +10°C /+30°C in dry, protected and ventilated environments, protected from sun, rain and frost, is 12 months from the date of manufacture.

SAFETY PRECAUTIONS

During application and mixing, contact of the material with the skin and eyes should be prevented, and in case of contact, it should be washed with plenty of water. In case of contact with eyes, they should be washed immediately with plenty of water and medical assistance should be obtained. Gloves, protective clothing / mask / goggles should be used during use.

TECHNICAL DATA

Density	1.50 kg ±0.02 kg / lt
Adhesion strength	> 2 N / mm ² (concrete-steel)
Abrasion resistance	< 3000 mg (TABER)
Elongation rupture	3% Dry film thickness 125 – 250 microns
Running time	45 minutes
Ground temperature	+5°C / +30°C
Curing	12 hours first, 7 days final
Color	Grey, white, other colors

The above values are given at +20°C and for 50% relative humidity. High temperatures shorten the time, low temperatures prolong the time.

QIS QFLEX CLR

ELASTIC AND WATERPROOF EXTERIOR PAINT



DESCRIPTION

QIS QFLEX CLR is an exterior waterproofing paint that can be applied in the desired color to dry and slightly moist areas that are solvent-free and elastomeric.

USAGE AREAS

- It is used as a topcoat in exterior paint and jacketing systems.
- It is applied to exposed concrete, plaster and decorative plaster surfaces, cement particle boards.

CHARACTERISTICS

- It is single component and easy to apply.
- There are different color options, blue, red, green and gray.
- It has a high adhesion strength to cement-based surfaces.
- It prevents carbonation on the concrete.
- It creates a jointless and seamless coating.
- It has high elasticity.
- It does not prevent the passage of steam.
- It provides a good appearance in terms of decoration.
- It prevents corrosion of the reinforcement.
- It is resistant to freezing-thawing.
- It can be applied to horizontal and vertical surfaces.
- It is not harmful and flammable. It does not contain solvent.
- It is hygienic, carcinogen-free.
- It is UV resistant.

APPLICATION METHOD

Surface Preparation

Surfaces to be applied should be dry or slightly damp. Perform adherence test before applying to damp surfaces. Surfaces must be clean, intact, carrier and free of free particles. Layers that will reduce adherence such as oil, grease, dirt, paint, cement grout, rust, mold oil, salt bleed should be thoroughly cleaned before application. The surface should be roughened by sandblasting and sanding processes in the required areas. It should not be applied to the surfaces where water or salt emesis is observed on the negative side. Surfaces to be applied should not contain pits, fractures, segregation, mold defects, cracks, should be smooth and should not dust. Absorbent surfaces must be primed with QIS PRIM 100 before application.

Application

- Before using the material, it should be mixed in its own container for at least 5 minutes. (400-600 rpm)
- The material should be applied to the dry surface.
- The material can be applied to the primed surface with a brush, roller or airless spray.

- The application should be done in at least 2 coats. Coats should be applied perpendicularly to each other.
- The second coat should be applied within an average of 3-6 hours (20°C) after the first coat has dried.

Application Conditions

- There should be no external factors such as rain, snow, frost during the application of the material.
- In applications, the thickness of each coat should not exceed 1.5 mm.
- The environment should be ventilated in indoor applications.
- It should be protected from rain and frost for at least 24 hours after application (20°C).

CONSUMPTION

1,5 kg / m² (2 Coats)

PACKAGING AND STORAGE

20 kg bucket.

In its original packaging, when stored in ventilated, dry and protected environments at +5°C / +25°C, protected from sun, rain and frost, its shelf life is 1 year from the date of manufacture. Opened packages should be used within a maximum of one week if they are tightly sealed again.

SAFETY PRECAUTIONS

Contact of the product with the skin and eyes should be prevented, and in case of contact, it should be washed with plenty of water. If swallowed, drink a few glasses of water immediately and seek medical advice. In case of contact with eyes, they should be washed immediately with plenty of water and medical assistance should be obtained. Gloves and protective goggles should be used during use.

TECHNICAL DATA

Material structure	Water-based Acrylic resin
Density	1.40 ± 0.02 kg/Lt
Application temperature	+10°C/+35°C
Service temperature	-20°C/ +80°C
Drying time (20°C)	4-5 hours first, 48 hours final (+20°C)
Capillary water absorption	≤ 0.1kg.m ² .hours ^{0,5}
Adhesion strength	≥ 1 N/mm ² (EN 14891)
Crack bridging	≥ 2 mm (+20°C) (EN 14891)
Color	In the desired colors

The above values are given at +20°C and for 50% relative humidity. High temperatures shorten the time, low temperatures prolong the time.

QIS FIRE STOP

FIRE RETARDANT TOP COAT PAINT



DESCRIPTION

QIS FIRE STOP is an interior fire paint that is resistant to fire for 120 minutes, does not catch fire, dries on the surface where it is applied and forms a jointless layer.

USAGE AREAS

- On all kinds of plastered, painted and unpainted inner and outer surfaces,
- In concrete, wood and steel structures,
- On roofs, fire escapes,
- In all places where non-flammability is desired,
- In schools, nurseries, hospitals, theaters and cinemas,
- In drywall wall partitions and ceilings,
- In the chimneys,
- In thermal power plants and industrial structures, factories.

CHARACTERISTICS

- Fire retardant.
- It is extremely suitable for use in wood, concrete, prefabricated and steel structures.
- It is water-based, solvent-free.
- It is elastic, not affected by movements.
- It can be applied to dry or damp surface.
- It is waterproof and water vapor is permeable and does not prevent the surface from breathing.
- It doesn't hold dirt.
- It dries quickly.
- It does not contain carcinogenic substances.
- It can be produced in all desired colors.

APPLICATION METHOD

Surface Preparation

Surfaces should be clean, free from substances such as oil, dirt, mud, and the particles should be cleaned. Before application, the surface must be primed with QIS PRIM 100. The surface must be dry before application. The product should be mixed homogeneously before use.

Application

It can be made with a brush, roller or a suitable sprayer. Two coats are applied to the primed surface without diluting at intervals of 4 hours, and the paint process is finished. The applied surface should be protected 24 hours from all external factors such as rain, water, mechanical impacts, etc. during and after the application. In outdoor applications, topcoat protective paint can be used in indoor applications exposed to water and high humidity.

CONSUMPTION

1 kg/m² (2 coats of application)

PACKAGING AND STORAGE

18 kg Plastic Bucket

Shelf life when stored in its original packaging at +10°C /+30°C in dry, protected and ventilated environments, protected from sun, rain and frost, is 12 months from the date of manufacture.

SAFETY PRECAUTIONS

During application and mixing, contact of the material with the skin and eyes should be prevented, and in case of contact, it should be washed with plenty of water. In case of contact with eyes, they should be washed immediately with plenty of water and medical assistance should be obtained. Gloves, protective clothing / mask / goggles should be used during use.

TECHNICAL DATA

Content	Water-based liquid
Water vapor permeability (m)	5 ≤ sD ≤ 50, CLASS II
Tensile strength (N/mm, 23°C)	2 N / mm ²
Elongation at break (% , 23°C)	50 N / mm ²
Water transfer rate (kg/ m . h)	≤ 0.1, CLASS W3
Density (25°C, g/mL)	1.40 ± 0,1
Solid Content Ratio (By Weight %)	76 ± 2
Applicable Temperature	5-35 °C
Fire class	B

The above values are given at +20°C and for 50% relative humidity.
High temperatures shorten the time, low temperatures prolong the time.

QIS NKX

PROTECTIVE COATING AGAINST MOLD, MOISTURE AND DAMPNES



DESCRIPTION

QIS NKX is a thermoplastic resin based, deodorized solvent formulated, moisture blocking, ready-to-use, matte interior wall paint coating.

USAGE AREAS

- Inside buildings, walls and ceilings,
- It is used in summer houses, warehouses and basements, in intense humid and alkaline environments such as tunnels, store houses and cellars.

CHARACTERISTICS

- It can be easily applied on all kinds of damp surfaces in the interior.
- Since it does not contain oil and alkyd, it protects its whiteness and does not turn yellow.
- It blocks moisture and humidity from the wall and prevents the growth of mold and bacteria.
- It dries quickly.
- Since the special additives in it are cured with moisture, they are applied to slightly wet and damp surfaces.
- Alkaline resistance is very high, it does not spill.
- It provides excellent adhesion to the surface without primer.
- It is especially suitable for solving the damage and spillage problems caused by moisture and dampness at flood level in buildings.
- Since it does not have a disturbing smell, the area painted shortly after application can be used.

APPLICATION METHOD

Surface Preparation

- Excess water on the finely plastered surface to be freshly painted should be removed with a cloth.
- Old blistered tissues should be cleaned with a sandpaper until a solid surface is obtained on old painted surfaces, and the surface should be free from dust.

Application

- It is applied without thinning with a brush or roller. If necessary, it can be thinned with thinner.
- It is recommended to apply two coats with an interval of 8 hours.

CONSUMPTION

1 kg/m² (In single coat application)

PACKAGING AND STORAGE

1 kg Tin.

In its original packaging, when stored in ventilated, dry and protected environments at +5°C / +25°C, protected from sun, rain and frost, its shelf life is 1 year from the date of manufacture. Opened packages should be used within a maximum of one week if they are tightly sealed again.

SAFETY PRECAUTIONS

Contact of the product with the skin and eyes should be prevented, and in case of contact, it should be washed with plenty of water. If swallowed, drink a few glasses of water immediately and seek medical advice. In case of contact with eyes, they should be washed immediately with plenty of water and medical assistance should be obtained. Gloves and protective goggles should be used during use.

TECHNICAL DATA

Color	White
Drying time	24 hours
Application temperature	+5°C to 35°C
Resistance to water pressure	4psi (0.28kg/cm)

The above values are given at +20°C and for 50% relative humidity. High temperatures shorten the time, low temperatures prolong the time.

QIS QGLASS

TRANSPARENT WATERPROOFING AND COATING MATERIAL



DESCRIPTION

QIS QGLASS is a two-component, UV resistant, transparent coating material with high adhesion strength to different surfaces such as glass, mosaic, tile, ceramic, marble, granite, natural stone, wood, concrete, screed, aluminum.

USAGE AREAS

- Glass, glass brick, mosaic,
- Tile, ceramic, marble, granite, natural stone, porcelain surfaces,
- On wooden surfaces,
- On balconies, terraces, bathrooms, kitchens, stone-covered exteriors.

CHARACTERISTICS

- It provides waterproofing.
- It helps to prevent dusting on absorbent surfaces.
- It prevents the formation of fungi and algae.
- It penetrates very well into the structure it is applied to.
- It does not change the appearance of the structure it is applied to.
- It is resistant to U.V. rays.
- It is resistant to alkalis.

APPLICATION METHOD

Surface Preparation

- The surface to be applied should be free from dust, oil, paint, curing and other substances that are not related to the structure and prevent penetration with detergent, steam, compressed air or brush.
- Cracks larger than 0.2 mm on the surface should be repaired.
- Roughened surfaces provide better mechanical properties for QIS QGLASS application.
- In tile and ceramic applications, existing joint fillers should be renewed if they are worn.

Application

Components A and B are mixed with each other. The well-mixed material is applied to the surface by applying it with a velvet roller.

Application Conditions

- In cases where the ground temperature is below +5°C and above +35°C, the material should not be applied. The surface should be completely dry. It should be ensured that the temperature is not below +5°C and above +35°C for the first 24 hours.
- Packages are designed for single use. It should be applied immediately after mixing the product.
- The material should be protected from rain and frost within the first 24 hours after application.
- It should not be applied outdoors in rainy weather.

CONSUMPTION

Depending on the absorbency of the surface;
0,15 - 0,30 L/m²

PACKAGING AND STORAGE

2 L and 4 L Set.

Component A: 1,75 L (3,50 L)

Component B: 0,25 L (0,50 L)

Shelf life when stored in its original packaging at +10°C /+30°C in dry, protected and ventilated environments, protected from sun, rain and frost, is 12 months from the date of manufacture.

SAFETY PRECAUTIONS

During application and mixing, contact of the material with the skin and eyes should be prevented, and in case of contact, it should be washed with plenty of water. In case of contact with eyes, they should be washed immediately with plenty of water and medical assistance should be obtained. Gloves, protective clothing / mask / goggles should be used during use.

TECHNICAL DATA

Color	Transparent
Density	1.00 ± 0.02 kg/m ³
Full Drying	5 days
Mixing life (23°C)	30 minutes

The above values are given at +20°C and for 50% relative humidity.
High temperatures shorten the time, low temperatures prolong the time.

QIS SB EMPRENYE

WATER-BASED, TRANSPARENT WATER REPELLENT
IMPREGNATION MATERIAL FOR EXTERIOR FACADES



DESCRIPTION

QIS SB EMPRENYE is a single component, water-based silane/siloxan emulsion, a transparent protective coating and water repellent that penetrates well into the applied surface.

USAGE AREAS

- Exterior facades,
- Surfaces such as concrete, natural stone, brick, mortar,
- It can be used in mineral-based structures such as roads, bridges, building exterior walls.

CHARACTERISTICS

- It provides waterproofing.
- As the absorbency of water-repellently applied walls decreases, a cleaner and more durable wall without dirt on its surface is obtained.
- It prevents the formation of fungi and algae.
- It penetrates very well into the structure it is applied to.
- It does not form a film layer on the surface where it is applied.
- It does not change the appearance of the structure it is applied to.
- It is resistant to U.V. rays.
- It is resistant to alkalis.
- It increases the resistance of the structure it is applied to against chlorine and sulfates.
- It is vapor permeable, does not prevent the surface from breathing.
- It is compatible with coatings such as paint to be applied on it.
- It is water-based and environmentally friendly.

APPLICATION METHOD

Surface Preparation

- The surface to be applied should be free from dust, oil, paint, curing and other substances that are not related to the structure and prevent penetration with detergent, steam, compressed air or brush.
- Cracks larger than 0.2 mm on the surface should be repaired.
- During application, the surface may be dry or slightly damp, but there should be no wet stains.
- The best result is achieved by application on dry and highly absorbent surfaces.

Application

- QIS SB EMPRENYE is ready for use.
- It can be applied by brush, roller or low pressure spray.
- It works better on dry and absorbent surfaces.
- It is applied 2-3 times according to the absorption rate of the applied surface.
- A maximum of 3-5 hours should be waited between the layers.
- During the application, care should be taken that the material does not flow from the surface.
- The surface on which QIS SB EMPRENYE is applied must be protected against rain for at least 3 hours.
- After the product is applied, it should be waited for at least 5 hours for the paints and coatings to be applied on it.

CONSUMPTION

Depending on the absorbency of the surface;
0,1 - 0,6 kg/m²

PACKAGING AND STORAGE

5-20-30 kg Plastic Canister

Shelf life when stored in its original packaging at +10°C /+30°C in dry, protected and ventilated environments, protected from sun, rain and frost, is 12 months from the date of manufacture.

SAFETY PRECAUTIONS

During application and mixing, contact of the material with the skin and eyes should be prevented, and in case of contact, it should be washed with plenty of water. In case of contact with eyes, they should be washed immediately with plenty of water and medical assistance should be obtained. Gloves, protective clothing / mask / goggles should be used during use.

TECHNICAL DATA

Material structure	Liquid water-based silane/siloxane emulsion
Color	Milk white
Density	1.00 ± 0.02 kg/m ³
pH	8 ± 2

The above values are given at +20°C and for 50% relative humidity.
High temperatures shorten the time, low temperatures prolong the time.

QIS REP AST

ANTI-CORROSION COATING AND PRIMER



DESCRIPTION

QIS REP AST is a one-component, polymer modified, thixotropic-trow slurry consisting of special cement and anti-corrosion chemicals containing silica smoked, providing adherence between old and fresh concrete, protecting iron reinforcement in reinforced concrete against corrosion.

USAGE AREAS

- In the protection of steel reinforcements against corrosion,
- It is used as a primer before repair mortar applications.

CHARACTERISTICS

- It is easy to apply with a brush.
- It provides protection against corrosion.
- It protects the equipment from dampness.
- High adhesion strength to concrete, mortar and steel.
- It can also be applied by spraying system.
- It is impermeable.
- It is resistant to the effects of chlorine, water, sulfate and carbon dioxide.
- It has high mechanical strength.
- It is not poisonous.
- It does not contain solvent.

APPLICATION METHOD

Surface Preparation

Equipment

- Materials such as rust, grease, oil, paint, concrete particles on the irons are cleaned with a sandblasting system or a metallic brush.
- Concrete around the iron reinforcement to be applied is opened, damaged concrete is scraped and cleaned.

Concrete Surfaces

- The concrete surface is cleaned from substances such as oil, paint and dust by sand spraying method if necessary.
- Care should be taken that the concrete surface is not affected by carbonation.
- The concrete surface is slightly moistened.

Mixing

- First, the required amount of water is placed in a bucket.
- The powdered material is added by slowly mixing with a low speed drill. It is stirred for an average of 2-4 minutes until a homogeneous mixture and slurry are obtained.
- It is rested for 2-3 minutes, mixed again and started to be applied.

Mixing Ratio:

0.30 liters of water / 1 kg of powdered material
6.00 liters of water / 20 kg of powdered material

Application

- Reinforcement coating
- Immediately after the rust of the iron to be coated is cleaned, QIS REP AST is applied 2 times with a medium hard brush.
- The second layer is applied 3-5 hours after the first layer.
- Each layer makes an average thickness of 1mm.
- After QIS REP AST application, the bars must be covered with cement or epoxy based mortars.
- Cement-based mortars should be applied after 4 hours after QIS REP AST application and epoxy-based mortars should be applied after 24 hours.

Use as a Primer

- The prepared mortar is applied to the surface by brushing or spraying in a way that it will not pass 1mm in a single layer.
- On absorbent surfaces, after 3-4 hours, the second coat is applied.
- 30 minutes after the application is completed, the repair mortar is covered.

CONSUMPTION

Variable

PACKAGING AND STORAGE

20 kg Kraft Bag

Shelf life when stored in its original packaging at +10°C / +30°C in dry, protected and ventilated environments, protected from sun, rain and frost, is 12 months from the date of manufacture.

SAFETY PRECAUTIONS

During application and mixing, contact of the material with the skin and eyes should be prevented, and in case of contact, it should be washed with plenty of water. In case of contact with eyes, they should be washed immediately with plenty of water and medical assistance should be obtained. Gloves, protective clothing / mask / goggles should be used during use.

TECHNICAL DATA

Material structure	Cement-based powder
Color	Gray
Mixture density	2.00 kg/liter
Application temperature	+5°C / +35°C
Service temperature	-30°C / +80°C
Working time	60 (+20°C)
Application thickness	1 mm (each layer)
Compressive Strength	> 30 N / mm ² (28 days)
Adhesion strength	>1,5 N/mm ² concrete, > 1 N/mm ² steel
Initial curing	1-2 hours (+20°C)
Consumption	1.5 kg / 1 liter of mortar / (1mm)

The above values are given at +20°C and for 50% relative humidity.
High temperatures shorten the time, low temperatures prolong the time.



03

SURFACE COATING PRODUCTS

QIS FLOOR EP TC

QIS FLOOR EP SL

QIS FLOOR EP TX

QIS YS 100 QUARZ

QIS YS 100 KORUNT

QIS FLOOR LS 150

QIS FLOOR SS 150

QIS FLOOR SL 10


QIS FLOOR SL 20

QIS BRAS

QIS DEKORATON

QIS FLOOR EP TC

EPOXY BASED TOP COAT PAINT



DESCRIPTION

QIS FLOOR EP TC is a two-component epoxy paint designed for industrial floors, with smooth surface finish, easy to apply, non-slip surface can be obtained as a top coat.

USAGE AREAS

- On concrete and cement based surfaces,
- In warehouses,
- In the production areas,
- In shopping malls,
- As a topcoat in epoxy coating systems,
- In exhibition and fair areas,
- As a top coat paint material in car parks.

CHARACTERISTICS

- It has high mechanical strength.
- It is liquid impermeable in certain proportions.
- Glossy surface finish.
- Easy to apply.
- Easy to clean and maintain.
- Non-slip surface can be obtained.
- It can be produced in the desired RAL color.

APPLICATION METHOD

Surface Preparation

Oil, wax, grease, water repellents that will weaken the adhesion forces on the surface should be cleaned and removed with free parts that can be easily lifted and dust floor milling machine. New concrete must be at least 28 days old. Cracks in the concrete and the parts that need to be repaired must be repaired with suitable products such as QIS QPOX, QIS EPO REPAIR 2K or QIS EPO GROUT 3K. Before application, the surface should be primed with appropriate epoxy-based primers. Before the primer layer, the surface should be roughened with appropriate mechanical methods.

Mixing

Component A and component B come in separate packages with predetermined mixture ratios. Component B is completely discharged into component A and mixed. The mixing process should be carried out with a mixer at a speed of 300 rpm. It is a two-component product and should be prepared at the specified mixture rate in the amount to be consumed, considering the mixture life. In order to obtain a homogeneous mixture, care should be taken that the product temperature is not less than 15°C. Component A should be mixed with a mechanical stirrer in itself, and a hardener (component B) should be added, paying attention to the mixture ratio. The components A and B should be mixed with a mechanical stirrer for at least 3 minutes until they are homogeneous. Care should be taken to consume the prepared mixture within the mixture life span (20 minutes).

Application

The mixture made ready for application is applied in both directions. There is no need to apply primer again when it is to be applied as topcoat on the epoxy coating system. If the product is to be used directly on the floor as a coating material, appropriate epoxy-based primers should be used before application. It is applied in two layers and the second coat should be applied within 24 hours.

Application Conditions

- After application, the surface should be protected from any external factors for at least 24 hours. The surface can be opened to controlled and light pedestrian traffic after the first 2 days and to vehicle traffic after 7 days.
- Relative humidity of the air should be maximum 80%, ground humidity should be maximum 2%, application temperature (environment and surface) should be between +10°C and +30°C.
- The product is not suitable for applications in open spaces.

CONSUMPTION

0.25 - 0,50 kg/m²

PACKAGING AND STORAGE

22 kg Set

Component A: 18 kg of Resin

Component B: 3 kg of Hardener

Shelf life when stored in its original packaging at +10°C /+30°C in dry, protected and ventilated environments, protected from sun, rain and frost, is 12 months from the date of manufacture.

SAFETY PRECAUTIONS

During application and mixing, contact of the material with the skin and eyes should be prevented, and in case of contact, it should be washed with plenty of water. In case of contact with eyes, they should be washed immediately with plenty of water and medical assistance should be obtained. Gloves, protective clothing / mask / goggles should be used during use.

TECHNICAL DATA

Density (gr/ cm ³)	1,25
Container life at 25°C (minutes)	20
Initial Curing	24 hours
Final Curing	7 days

The above values are given at +20°C and for 50% relative humidity. High temperatures shorten the time, low temperatures prolong the time.

QIS FLOOR EP SL

EPOXY BASED, SELF-SPREADING FLOOR COVERING



DESCRIPTION

QIS FLOOR EP SL is a two-component, epoxy-based, self-spreading floor system designed for industrial floors, with smooth surface finish, easy to clean.

USAGE AREAS

- On concrete and cement based surfaces,
- In warehouses,
- In the production areas,
- In shopping malls,
- In the hangars,
- In exhibition and fair areas,
- As a flooring material in car parks.

CHARACTERISTICS

- It has high mechanical strength.
- It can be applied smoothly to sandy or sandless surfaces due to its spontaneous spreading feature.
- It has high abrasion resistance.
- Easy to apply.
- Easy to clean and maintain. It forms an impermeable layer against liquids.
- It can be produced in the desired RAL color.

APPLICATION METHOD

Surface Preparation

Oil, wax, grease, water repellents that will weaken the adhesion forces on the surface should be cleaned and removed with free parts that can be easily lifted and dust floor milling machine. New concrete must be at least 28 days old. Cracks in the concrete and the parts that need to be repaired must be repaired with suitable products such as QIS QPOX, QIS EPO REPAIR 2K or QIS EPO GROUT 3K. Before application, the surface should be primed with appropriate epoxy-based primers. Before the primer layer, the surface should be roughened with appropriate mechanical methods.

Mixing

Component A and component B come in separate packages with predetermined mixture ratios. Component B is completely discharged into component A and mixed. The mixing process should be carried out with a mixer at a speed of 300 rpm. It is a two-component product and should be prepared at the specified mixture rate in the amount to be consumed, considering the mixture life. In order to obtain a homogeneous mixture, care should be taken that the product temperature is not less than 15°C. Component A should be mixed with a mechanical stirrer in itself, and a hardener (component B) should be added, paying attention to the mixture ratio. The components A and B should be mixed with a mechanical stirrer for at least 3 minutes until they are homogeneous. Care should be taken to consume the prepared mixture within the mixture life span (20 minutes).

Application

The mixture made ready for application is discharged to the surface and spread homogeneously with the adjusted jig or comb trowel. Air ejection of the material completely spreading on the surface is accelerated by the hedgehog roll. It is recommended to wear spiked shoes to prevent the application surface from deteriorating during application.

Application Conditions

- After application, the surface should be protected from any external factors for at least 24 hours. The surface can be opened to controlled and light pedestrian traffic after the first 4 days and to vehicle traffic after 7 days.
- Relative humidity of the air should be maximum 80%, ground humidity should be maximum 2%, application temperature (environment and surface) should be between +10°C and +30°C.
- The product is not suitable for applications in open spaces.
- Consult our technical unit for chemical strength values.

CONSUMPTION

1,50 kg/m²/mm

PACKAGING AND STORAGE

20 kg Set

Component A: 16 kg of Resin

Component B: 4 kg of Hardener

Shelf life when stored in its original packaging at +10°C /+30°C in dry, protected and ventilated environments, protected from sun, rain and frost, is 6 months from the date of manufacture.

SAFETY PRECAUTIONS

During application and mixing, contact of the material with the skin and eyes should be prevented, and in case of contact, it should be washed with plenty of water. In case of contact with eyes, they should be washed immediately with plenty of water and medical assistance should be obtained. Gloves, protective clothing / mask / goggles should be used during use.

TECHNICAL DATA

Density (gr/ cm ³)	1,50
Viscosity	1200 mPa.s (+ 23°C)
Abrasion Resistance (mg, 7 days old)	40-45
Compressive Strength (N/ mm ²)	> 50
Bending Strength (N/ mm ²)	> 34
Adhesion to concrete (N/ mm ²)	> 4
Container life at 25 °C (minutes)	20
Initial Curing	24 hours
Final Curing	7 days

The above values are given at +20°C and for 50% relative humidity. High temperatures shorten the time, low temperatures prolong the time.

QIS FLOOR EP TX

EPOXY BASED, THICHOTROPIC, ORANGE PEEL SURFACE FINISH COATING



DESCRIPTION

QIS FLOOR EP TX is a two-component, easy to apply orange peel patterned, easy to clean, thixotropic finish floor covering designed for industrial floors.

USAGE AREAS

- On concrete and cement based surfaces,
- In warehouses,
- In the production areas,
- In the hangars,
- In exhibition and fair areas,
- It is used as a topcoat material with orange peel surface appearance in parking lots.

CHARACTERISTICS

- It has high mechanical strength.
- It has high abrasion resistance.
- Liquid impermeable.
- Glossy surface finish.
- Easy to apply.
- Easy to clean and maintain.
- Non-slip surface can be obtained.

APPLICATION METHOD

Surface Preparation

Oil, wax, grease, water repellents that will weaken the adhesion forces on the surface should be cleaned and removed with free parts that can be easily lifted and dust floor milling machine. New concrete must be at least 28 days old. Cracks in the concrete and the parts that need to be repaired must be repaired with suitable products such as QIS QPOX, QIS EPO REPAIR or QIS EPO GROUT 3K. Before application, the surface should be primed with appropriate epoxy-based primers. Before the primer layer, the surface should be roughened with appropriate mechanical methods.

Mixing

Component A and component B come in separate packages with predetermined mixture ratios. Component B is completely discharged into component A and mixed. The mixing process should be carried out with a mixer at a speed of 300 rpm. It is a two-component product and should be prepared at the specified mixture rate in the amount to be consumed, considering the mixture life. In order to obtain a homogeneous mixture, care should be taken that the product temperature is not less than 15°C.

Component A should be mixed with a mechanical stirrer in itself, and a hardener (component B) should be added, paying attention to the mixture ratio. The components A and B should be mixed with a mechanical stirrer for at least 3 minutes until they are homogeneous. Care should be taken to consume the prepared mixture within the mixture life span (20 minutes).

Application

The mixture made ready for application is discharged to the surface and spread with the help of trowel. Using a roller, combing is performed in both directions and the finishing texture is given. Air ejection of the material completely spreading on the surface is accelerated by the hedgehog roll. It is recommended to wear spiked shoes to prevent the application surface from deteriorating during application.

CONSUMPTION

0,6 - 0,8 kg/m²

PACKAGING AND STORAGE

20 kg Set

Component A: 18 kg of Resin

Component B: 2 kg of Hardener

Shelf life when stored in its original packaging at +10°C /+30°C in dry, protected and ventilated environments, protected from sun, rain and frost, is 6 months from the date of manufacture.

SAFETY PRECAUTIONS

During application and mixing, contact of the material with the skin and eyes should be prevented, and in case of contact, it should be washed with plenty of water. In case of contact with eyes, they should be washed immediately with plenty of water and medical assistance should be obtained. Gloves, protective clothing / mask / goggles should be used during use.

TECHNICAL DATA

Density (gr/ cm ³)	1,90
Viscosity	Thixotropic
Abrasion Resistance (mg, 7 days old)	40-45
Compressive Strength (N/ mm ²)	> 85
Bending Strength (N/ mm ²)	> 34
Adhesion to concrete (N/ mm ²)	> 4
Container life at 25 °C (minutes)	20
Initial Curing	24 hours
Final Curing	7 days

The above values are given at +20°C and for 50% relative humidity. High temperatures shorten the time, low temperatures prolong the time.

QIS YS 100 QUARZ

QUARTZ AGGREGATE SURFACE HARDENER



DESCRIPTION

It is a wear-resistant, powder surface hardener consisting of a mixture of special type cement, high quality quartz aggregate and performance-enhancing chemical additives applied monolithically to fresh concrete surfaces. It provides wear, impact, dusting and abrasion resistance against light and medium loads on concrete surfaces.

USAGE AREAS

- Indoors and outdoors,
- In factories, business centers,
- On garage, parking and basement floors,
- In hangars and mechanical workshops,
- In loading and unloading areas,
- In metro stations and underground passages,
- In parks and gardens, pedestrian paths and sidewalks.

CHARACTERISTICS

- It is applied monolithically to fresh concrete.
- The abrasion strength of the QIS YS 100 QUARZ applied concrete surface increases 2 - 4 times compared to normal concrete.
- It is a part of the surface where it is applied, it does not wear out and does not spill.
- It is economical and long-lasting.
- It is ready to use. It saves significant time with its fast and easy application feature.
- It provides resistance to wear and impact on concrete surfaces and joint edges.
- It creates a surface that is resistant to weather conditions, freezing-thawing.
- The surface is easier to clean, its resistance to oils is higher than normal concrete.
- It is not oxidized.
- It provides a high impermeability compared to concrete.

APPLICATION METHOD

Surface Preparation

- If QIS YS 100 QUARZ is to be applied on old concrete, C25 concrete with a thickness of at least 7.5 cm must be poured first. Use QIS QLATEX product to increase adherence and ensure adhesion between new concrete and old concrete.
- The concrete to be applied should be wet enough to absorb the moisture needed by QIS YS 100 QUARZ. The degree of wetness of the surface is extremely important. If the surface is excessively wet, QIS YS 100 QUARZ concrete will be lost in its own thickness and will lose its effectiveness. If the surface is too dry, the product will not bond to the surface and the result will be negative.

Application

- Depending on the dimensions of the ground, 4 - 5 m wide anodes are placed as a full and empty one. Where necessary, mesh steel is placed in the anodes and the elevation process is completed. In order for the QIS YS 100 QUARZ to be optimally spread on the surface, the sprinkling process must be carried out from both sides of the anodes.
- The concrete is jigged after casting, and it is ensured to be placed well with the application of vibrating jig.
- When the concrete receives its setting enough to leave a footprint of maximum 2-3 mm depth when it is mounted with a foot, 1/2 of the QIS YS 100 QUARZ is spread equally on the ground by sprinkling by hand or by mechanical sprinkler.

- The material is expected to be moistened by absorbing the water of the concrete and to take a dark color. It is ensured that the color is equal on all sides of the floor. Integration is achieved by thoroughly feeding the trowel and material to the floor.
- Some material is sprinkled on the edges of the ano and dilatation joints under the most load as a strip of 8 cm and fed with trowel.
- The remaining 1/2 of the material is scattered on the ground, moistened and expected to take a dark color and fed to the ground with a trowel.
- When it is hard enough to walk on the surface, a steel trowel (helicopter) polish is applied.

Curing: QIS curing materials should be used for curing the concrete after application.

Joint Cutting: After pouring the concrete, joint cutting should be done within 2-3 days at the latest. After the joint filler is placed in the joint cavities, the remaining cavities should be filled with suitable products.

Application Conditions

- It should not be applied at temperatures below +5°C and above +35°C.
- It should not be applied in areas that are frozen, have a risk of freezing within 24 hours or are directly exposed to the sun and wind.
- Excessive polishing should not be done, the product should not be thrown away during application to prevent the quartz aggregate from separating from the cement.
- Before the QIS YS 100 QUARZ application, the surface should not be polished with a steel trowel or tray.
- In correct applications, the ambient humidity is between 40 - 80% relative humidity. Flowering on the surface at low relative humidity, sweating on the surface at high relative humidity, slower curing and hardening may occur and the application may need to be prolonged.

CONSUMPTION

4 - 5 kg/m²

PACKAGING AND STORAGE

25 kg Kraft Bag

In its original packaging, when stored in ventilated, dry and protected environments at +10°C/+30°C, protected from sun, rain and frost, its shelf life is 1 year from the date of manufacture.

SAFETY PRECAUTIONS

Gloves, protective clothing, masks/goggles should be used during mixing and application, and contact of the product with eyes, mouth and skin should be prevented. In case of contact with skin, it should be washed with plenty of water, and in case of contact with eyes and swallowing, a doctor should be consulted.

TECHNICAL DATA

Appearance	Gray, red, green powder
Application Temperature	+5°C to +35°C
Aggregate Hardness	7 Mohs Scale
Wear Resistance to Rotating Wheel	≤ 1 cm ³ (TS EN 13892-5)
Compressive Strength	≥ 70 N/mm ² 28 Days (TS EN 13892-2)
Bending Strength	≥ 10 N/mm ² 28 Days (TS EN 13892-2)

The above values are given at +20°C and for 50% relative humidity. High temperatures shorten the time, low temperatures prolong the time.

QIS YS 100 KORUNT

KORUNT AGGREGATE SURFACE HARDENER



DESCRIPTION

It is a wear-resistant, powder surface hardener consisting of a mixture of special type cement, high-quality corrugated aggregate and performance-enhancing chemical additives applied monolithically to fresh concrete surfaces. It provides wear, impact, dusting and abrasion resistance against light, medium and heavy loads on concrete surfaces.

USAGE AREAS

- Indoors and outdoors,
- In factories, business centers, commercial warehouses,
- On garage, parking and basement floors,
- In mechanical workshops,
- In power plants,
- In shipyards and loading docks,
- In metro stations and underground passages,
- In parks and gardens, pedestrian paths and sidewalks,
- On helicopters and airstrips.

CHARACTERISTICS

- It is applied monolithically to fresh concrete.
- The abrasion strength of the concrete surface applied QIS 100 KORUNT increases 4-6 times compared to normal concrete.
- It is a part of the surface where it is applied, it does not wear out and does not spill.
- It is economical and long-lasting.
- It is ready to use. It saves significant time with its fast and easy application feature.
- It provides resistance to wear and impact on concrete surfaces and joint edges.
- It creates a surface that is resistant to weather conditions, freezing-thawing.
- The surface is easier to clean, its resistance to oils is higher than normal concrete.
- It is not oxidized.
- It provides a high impermeability compared to concrete.

APPLICATION METHOD

Surface Preparation

- If QIS YS 100 KORUNT is to be applied on old concrete, C25 concrete with a thickness of at least 7.5 cm must be poured first. Use QIS QLATEX product to increase adherence and ensure adhesion between new concrete and old concrete.
- The concrete to be applied should be wet enough to absorb the moisture needed by QIS YS 100 KORUNT. The degree of wetness of the surface is extremely important. If the surface is excessively wet, QIS KORUNT concrete will be lost in its own thickness and will lose its effectiveness. If the surface is too dry, the product will not bond to the surface and the result will be negative.

Application

- Depending on the dimensions of the ground, 4 - 5 m wide anodes are placed as a full and an empty one. Where necessary, mesh steel is placed in the anodes and the elevation process is completed. In order for the QIS YS 100 KORUNT to be optimally spread on the surface, the sprinkling process must be carried out from both sides of the anodes.
- The concrete is jigged after casting, and it is ensured to be placed well with the application of vibrating jig.
- When the concrete receives its setting enough to leave a footprint of maximum 2-3 mm depth when it is mounted with a foot, 1/2 of the

QIS YS 100 KORUNT is spread equally on the ground by sprinkling by hand or by mechanical sprinkler.

- The material is expected to be moistened by absorbing the water of the concrete and to take a dark color. It is ensured that the color is equal on all sides of the floor. Integration is achieved by thoroughly feeding the trowel and material to the floor.
- Some material is sprinkled on the edges of the ano and dilatation joints under the most load as a strip of 8 cm and fed with trowel.
- The remaining 1/2 of the material is scattered on the ground, moistened and expected to take a dark color and fed to the ground with a trowel.
- When it is hard enough to walk on the surface, a steel trowel (helicopter) polish is applied.

Curing: QIS curing materials should be used for curing the concrete after application.

Joint Cutting: After pouring the concrete, joint cutting should be done within 2-3 days at the latest. After the joint filler is placed in the joint cavities, the remaining cavities should be filled with suitable products.

Application Conditions

- It should not be applied at temperatures below +5°C and above +35°C.
- It should not be applied in areas that are frozen, have a risk of freezing within 24 hours or are directly exposed to the sun and wind.
- Excessive polishing should not be done, the product should not be thrown away during application to prevent the corrugated aggregate from separating from the cement.
- Before the QIS YS 100 KORUNT application, the surface should not be polished with a steel trowel or tray.
- In correct applications, the ambient humidity is between 40 - 80% relative humidity. Flowering on the surface at low relative humidity, sweating on the surface at high relative humidity, slower curing and hardening may occur and the application may need to be prolonged.

CONSUMPTION

For light and medium loads: 5 - 6 kg/ m² For heavy loads: 7 - 9 kg/ m²

PACKAGING AND STORAGE

25 kg Kraft Bag

In its original packaging, when stored in ventilated, dry and protected environments at +10°C/+30°C, protected from sun, rain and frost, its shelf life is 1 year from the date of manufacture.

SAFETY PRECAUTIONS

Gloves, protective clothing, masks/goggles should be used during mixing and application, and contact of the product with eyes, mouth and skin should be prevented. In case of contact with skin, it should be washed with plenty of water, and in case of contact with eyes and swallowing, a doctor should be consulted.

TECHNICAL DATA

Appearance	Gray, red, green powder
Application Temperature	+5°C to +35°C
Aggregate Hardness	9 Mohs Scale
Wear Resistance to Rotating Wheel	≤ 1 cm ³ (TS EN 13892-5)
Compressive Strength	≥ 80 N/mm ² 28 Days (TS EN 13892-2)
Bending Strength	≥ 10 N/mm ² 28 Days (TS EN 13892-2)

The above values are given at +20°C and for 50% relative humidity. High temperatures shorten the time, low temperatures prolong the time.

QIS FLOOR LS 150

LITHIUM SILICATE BASED WATER BASED LIQUID SURFACE HARDENER



DESCRIPTION

QIS FLOOR LS 150 is a water-based, high lithium silicate, ready-to-use liquid surface hardener that can be applied on old and new concrete surfaces.

USAGE AREAS

- Indoors and outdoors,
- In concrete floors, cement-based screeds, tile and stone floors, which are desired to be hardened and not to be dusted,
- In factories, industrial sites and workshops,
- In warehouses and garages,
- In aircraft hangars and heliports

CHARACTERISTICS

- It increases the resistance of concrete and cement based floors to dusting and abrasion.
- The applied surface has a silky and shiny appearance.
- It creates a waterproof, dust-proof surface after curing.
- It provides permanent and effective durability on the surface.
- It prevents cracks that may occur on the concrete surface.
- It is impermeable to water vapor.
- It is environmentally friendly.

APPLICATION METHOD

Surface Preparation

Surfaces to be applied should be intact, self-carrying, dry, clean and free from anti-stick materials such as dust, oil, paint, curing material, detergent, mold oils and silicone.

Application

QIS FLOOR LS 150 is ready for use. It is applied on freshly poured concrete or screed with a brush, roller or spray gun. It should be applied to the surface as a single layer and enough to fill the pores. After the application, the surface should look wet for 15-20 minutes. In cases of rapid drying, it may be necessary to apply another layer. The surface is ready for use 1-2 hours after application. The final curing is completed in 7 days.

Application Conditions

- The concrete to be applied on it must be at least C 20/25 and the screed must be at least EN 13813 CT-C25-F4.
- Dry or wet polishing can be done with the polishing machine for faster brightness.

- It may harm health in contact with skin.
- Do not apply in weather with frost or risk of frost.
- Protect the applied surface from rain, frost, pedestrian traffic and high humidity until it is completely dry.
- Do not apply in conditions where the surface and ambient temperature is lower than +5°C and higher than +35°C.
- Protect the surface from heavy traffic for 24 hours after application.

CONSUMPTION

100-200 gr / m²

Consumption will increase due to the absorbency problem on surfaces with low concrete quality.

PACKAGING AND STORAGE

30 kg canister

In its original packaging, when stored in ventilated, dry and protected environments at +10°C/+30°C, protected from sun, rain and frost, its shelf life is 1 year from the date of manufacture.

SAFETY PRECAUTIONS

Gloves, protective clothing, masks/goggles should be used during mixing and application, and contact of the product with eyes, mouth and skin should be prevented. In case of contact with skin, it should be washed with plenty of water, and in case of contact with eyes and swallowing, a doctor should be consulted.

TECHNICAL SPECIFICATIONS

Color	Transparent
Application Temperature	+5°C to +35°C
Solid Content Ratio	15 ± 1
pH	11
First drying	2 hours
Final drying	7 days
Burning point	Non-flammable
Density	1,10 g/cm ³

The above values are given at +20°C and for 50% relative humidity. High temperatures shorten the time, low temperatures prolong the time.

QIS FLOOR SS 150

SODIUM SILICATE BASED WATER BASED LIQUID SURFACE HARDENER



DESCRIPTION

QIS FLOOR SS 150 is a water-based, high sodium silicate, ready-to-use liquid surface hardener that can be applied on old and new concrete surfaces.

USAGE AREAS

- On all cement-based surfaces,
- On inner and outer surfaces,
- On surfaces that may be exposed to mechanical abrasions,
- In factories, storage areas, loading and unloading areas,
- In airplane hangars, heliports,
- In indoor and outdoor parking areas,
- On pedestrian paths and sidewalks.

CHARACTERISTICS

- It gives permanent hardness to the applied surface.
- It protects concrete against abrasion.
- It prevents flowering and capillary cracks.
- It provides dust-resistance.
- It gives the surface a bright and vivid appearance.
- It does not contain toxic substances.
- It reduces the water loss of fresh concrete during hardening.
- It provides chemical resistance to concrete.

APPLICATION METHOD

Surface Preparation

The application surface should be intact, self-carrying and free of anti-stick materials such as dust, oil, paint, curing material, detergent, mold oils, silicone. There should be no puddle on the surface and it should be in a way that it can be pressed on the surface.

Application

QIS FLOOR SS 150 is ready for application. The material is applied to the old or new concrete by spraying method or by pouring directly. It spreads evenly on the surface with a brush or a broom. The material should look wet for 30 minutes after application. In cases of rapid drying, the material should be re-applied. At the end of 30 minutes, the material is processed with a surface cleaning machine or a soft bristle broom/brush for half an hour until the surface becomes gel, allowing the material to fully penetrate the surface. At the end of this process, the surface is wetted again and again processed with a soft bristle broom/brush until the surface becomes slippery or gel-like. At the end of the process, the surface is washed again and the excess material on the surface is removed. There should be no slippery area on the surface as a result of the process. The surface should be in pure concrete condition. Depending on the weather conditions, the surface is ready for use within 1-2 hours. Full hardening occurs at the end of 7 days. Full brightness occurs between 30-90 days.

Application Conditions

- Light concrete blocks, heavy air bubble porous walls and floor coverings should not be applied.
- If it is to be applied on the previously applied floor covering, it can be applied when a solid floor is obtained by completely dismantling the floor covering.
- Do not apply to glass and similar surfaces.
- The brightness of the regularly wiped material increases over time.
- It may harm health in contact with skin.
- Do not apply in weather with frost or risk of frost.
- Protect the applied surface from rain, frost, pedestrian traffic and high humidity until it is completely dry.
- Do not apply in conditions where the surface and ambient temperature is lower than +5°C and higher than +35°C.
- Protect the surface from heavy traffic for 24 hours after application.

CONSUMPTION

200-400 gr / m²

Consumption will increase due to the absorbency problem on surfaces with low concrete quality.

PACKAGING AND STORAGE

30 kg canister

In its original packaging, when stored in ventilated, dry and protected environments at +10°C/+30°C, protected from sun, rain and frost, its shelf life is 1 year from the date of manufacture.

SAFETY PRECAUTIONS

Gloves, protective clothing, masks/goggles should be used during mixing and application, and contact of the product with eyes, mouth and skin should be prevented. In case of contact with skin, it should be washed with plenty of water, and in case of contact with eyes and swallowing, a doctor should be consulted.

TECHNICAL SPECIFICATIONS

Color	Transparent
Application Temperature	+5°C to +35°C
Solid Content Ratio	15 ± 1
pH	11
First drying	2 hours
Final drying	7 days
Burning point	Non-flammable
Density	1,25 g/cm ³

The above values are given at +20°C and for 50% relative humidity. High temperatures shorten the time, low temperatures prolong the time.

QIS FLOOR SL 10

SELF-LEVELING LEVELING MORTAR



DESCRIPTION

QIS FLOOR SL 10 is a self-leveling, single-component, polymer modified, cement-based ground leveling mortar used as leveling mortar on concrete floors not in the desired flatness, with a thickness of 3-10 mm at a time.

USAGE AREAS

QIS FLOOR SL 10 is used in the leveling and removal of defects of rough and uneven concrete surfaces; in the precast concrete surface plane; in the surface plane before the application of flooring materials such as carpet, ceramic, marble, natural stone, parquet, vinyl, PVC.

CHARACTERISTICS

- It spreads by itself.
- It can be pumped.
- No shrinkage or cracking occurs.
- Applicable to underfloor heating floors.
- It is used indoors and outdoors.
- It has fast hardening feature.
- It is resistant to frost.
- It can be opened to pedestrian traffic within 3-5 hours and to normal traffic within 24 hours.

APPLICATION METHOD

Surface Preparation

The surface to be applied should be cleaned and free of oil, paint, dust and free substances. Moisture from below the surface should be avoided. The concrete to be applied must be at least 14 days old and have structural strength to lift the load on it. Cracks on the concrete surface should be repaired with mortar and adherence enhancer QIS QLATEX should be used to ensure that this repair mortar adheres very well to the surface. On under-heated surfaces, the heating system must have been activated 10 days in advance and the heating system must be switched off during application. The heating system can be operated after an average of 72 hours after application.

Mixing

Each 25 kg of material is mixed with an average of 5.0 lt. of water. First, the required amount of water is placed in a clean container. The material is slowly added and mixed with the mixer until a homogeneous mixture is obtained. After resting for about 1 minute, it is mixed again for 3-5 seconds and applied. The resulting mixture should be applied within 10 minutes.

Application

- The prepared mixture is spread on the surface and the desired thickness is obtained with a trowel or rubber broom.
- Seamless application is required to obtain a uniform and smooth surface coating.
- The air on the surface should be removed with a hedgehog roll.
- Precautions should be taken against high heat, direct sunlight and wind to prevent excessively fast drying of the newly applied screed during curing.
- 8 hours after the application, vapor permeable materials such as ceramic can be coated on the screed.
- For the coating of non-vapor permeable materials such as PVC coating, it should be waited for at least 3 days and should be done after the moisture rate is measured.
- Coating materials to be applied on QIS FLOOR SL 10 should be brought to the application area 3-5 days in advance and stored and their compliance with ambient conditions should be ensured.

CONSUMPTION

1,9 kg / m² / mm

PACKAGING AND STORAGE

25 kg Kraft Bag

In its original packaging, when stored in ventilated, dry and protected environments at +10°C/+30°C, protected from sun, rain and frost, its shelf life is 1 year from the date of manufacture.

SAFETY PRECAUTIONS

Gloves, protective clothing, masks/goggles should be used during mixing and application, and contact of the product with eyes, mouth and skin should be prevented. In case of contact with skin, it should be washed with plenty of water, and in case of contact with eyes and swallowing, a doctor should be consulted.

TECHNICAL DATA

Water ratio to be added	20% (of powdered product)
Breaking strength	≥ 1 N / mm ²
Application temperature	+5°C / +35°C
Working time	5 - 15 minutes
Setting start	1 hour (20°C)
Setting end	4 hours (20°C)
Pressure N / mm ² (28 days)	> 35
Bending N / mm ² (28 days)	7

The above values are given at +20°C and for 50% relative humidity. High temperatures shorten the time, low temperatures prolong the time.

QIS FLOOR SL 20

SELF-LEVELING LEVELING MORTAR



DESCRIPTION

QIS FLOOR SL 20 is a self-leveling, single-component, polymer modified, cement-based ground leveling mortar used as leveling mortar on concrete floors not in the desired flatness, with a thickness of 5-20 mm at a time.

USAGE AREAS

QIS FLOOR SL 20 is used in the leveling and removal of defects of rough and uneven concrete surfaces; in the precast concrete surface plane; in the surface plane before the application of flooring materials such as carpet, ceramic, marble, natural stone, parquet, vinyl, PVC.

CHARACTERISTICS

- It spreads by itself.
- It can be pumped.
- No shrinkage or cracking occurs.
- Applicable to underfloor heating floors.
- It is used indoors and outdoors.
- It has fast hardening feature.
- It is resistant to frost.
- It can be opened to pedestrian traffic within 3-5 hours and to normal traffic within 24 hours.

APPLICATION METHOD

Surface Preparation

The surface to be applied should be cleaned and free of oil, paint, dust and free substances. Moisture from below the surface should be avoided. The concrete to be applied must be at least 14 days old and have structural strength to lift the load on it. Cracks on the concrete surface should be repaired with mortar and adherence enhancer QIS QLATEX should be used to ensure that this repair mortar adheres very well to the surface. On under-heated surfaces, the heating system must have been activated 10 days in advance and the heating system must be switched off during application. The heating system can be operated after an average of 72 hours after application.

Mixing

Each 25 kg of material is mixed with an average of 5.0 lt. of water. First, the required amount of water is placed in a clean container. The material is slowly added and mixed with the mixer until a homogeneous mixture is obtained. After resting for about 1 minute, it is mixed again for 3-5 seconds and applied. The resulting mixture should be applied within 10 minutes.

Application

- The prepared mixture is spread on the surface and the desired thickness is obtained with a trowel or rubber broom.
- Seamless application is required to obtain a uniform and smooth surface coating.
- The air on the surface should be removed with a hedgehog roll.
- Precautions should be taken against high heat, direct sunlight and wind to prevent excessively fast drying of the newly applied screed during curing.
- 8 hours after the application, vapor permeable materials such as ceramic can be coated on the screed.
- For the coating of non-vapor permeable materials such as PVC coating, it should be waited for at least 3 days and should be done after the moisture rate is measured.
- Coating materials to be applied on QIS FLOOR SL 20 should be brought to the application area 3-5 days in advance and stored and their compliance with ambient conditions should be ensured.

CONSUMPTION

1,9 kg / m² / mm

PACKAGING AND STORAGE

25 kg Kraft Bag

In its original packaging, when stored in ventilated, dry and protected environments at +10°C/+30°C, protected from sun, rain and frost, its shelf life is 1 year from the date of manufacture.

SAFETY PRECAUTIONS

Gloves, protective clothing, masks/goggles should be used during mixing and application, and contact of the product with eyes, mouth and skin should be prevented. In case of contact with skin, it should be washed with plenty of water, and in case of contact with eyes and swallowing, a doctor should be consulted.

TECHNICAL DATA

Water ratio to be added	20% (of powdered product)
Breaking strength	≥ 1 N / mm ²
Application temperature	+5°C / +35°C
Working time	5 - 15 minutes
Setting start	1 hour (20°C)
Setting end	4 hours (20°C)
Mechanical strengths	28 days
Pressure N / mm ²	> 35
Bending N / mm ²	7

The above values are given at +20°C and for 50% relative humidity. High temperatures shorten the time, low temperatures prolong the time.

QIS BRAS

ACRYLIC, ROAD, LINE AND FLOOR PAINT



DEFINITION

QIS BRAS is a solvent-based floor paint that is used for acrylic, floor and pavement markings, has high abrasion resistance and can be produced in different colors.

USAGE AREAS

- Marking of road lines,
- On asphalt surfaces,
- In the painting of paving stones,
- In parking lot markings,
- On concrete surfaces,
- On old painted surfaces.

CHARACTERISTICS

- It has high adhesion strength.
- It dries quickly.
- It is UV resistant.
- It is resistant to friction.
- It doesn't change color.

APPLICATION METHOD

Surface Preparation

Before the application of QIS BRAS, the surface area must be free from dust, dirt, chips, etc. and the surface must be completely dry. In the applications of painting paving stones, primarily broken, missing parts should be corrected or replaced. In the applications of marking of road lines, loose ground, worn aggregate surfaces should not be applied as much as possible.

Application

The application should be performed by applying it to a clean and dry asphalt surface provided that the temperature of the environment and asphalt is minimum 15°C and its relative humidity is maximum 85% in ambient conditions without rainfall and breeze. The product must be protected from pedestrian and vehicle traffic before completing hard drying (45 minutes at 25°C). If glass spherules are to be applied, glass spheres should be added to the paint at an angle to the light coming from any source and therefore, in order to ensure road safety, especially in night vision, immediately after the paint is applied.

Application on concrete surfaces;

If QIS BRAS is to be used on concrete surfaces, the concrete must have been poured at least 1 month before the application, the surface must be roughened by notching and the application must be done with airless spraying.

Application on old painted surfaces

It is strongly recommended to do some testing for applications on the old painted surface (water-based road marking paint, etc.).

WARNING: It should not be used on bright concrete whose surface has been smoothed with a helicopter trowel and on surfaces that have epoxy coating before.

Application Conditions

Glossy surfaces must be roughened before application. For ideal surface performance, glass spherules should be added to the product and the application should be done with airless systems. During the application and until the complete drying of the products is completed, it should be ensured that the ambient and surface temperature is between +5°C and +30°C.

CONSUMPTION

It may vary depending on the absorbency rate of the surface.
0,6 - 1,2 kg/m²

PACKAGING AND STORAGE

5-20 kg Tin

In its original packaging, when stored in ventilated, dry and protected environments at +10°C/+30°C, protected from sun, rain and frost, its shelf life is 1 year from the date of manufacture.

SAFETY PRECAUTIONS

Gloves, protective clothing, masks/goggles should be used during mixing and application, and contact of the product with eyes, mouth and skin should be prevented. In case of contact with skin, it should be washed with plenty of water, and in case of contact with eyes and swallowing, a doctor should be consulted.

TECHNICAL DATA

Form	In liquid form
Color	In the desired color
Smell	Characteristic
Solvent ratio	Organic solvent : 18.0% , Solid matter ratio: 48.3%

The above values are given at +20°C and for 50% relative humidity.
High temperatures shorten the time, low temperatures prolong the time.

QIS DEKORATON

SURFACE HARDENER FOR PRINTED CONCRETE SYSTEMS



DESCRIPTION

QIS DEKORATON hydraulic binder is a ready-to-use concrete surface hardener monolithically used on fresh concrete, resistant to abrasion and dusting, consisting of non-metallic and non-corrosive hard quartz aggregate and other additives.

USAGE AREAS

- Indoors and outdoors.
- Vehicles and walkways, sidewalks.
- Shopping and business centers, fairgrounds.
- Parks.
- Tourist facilities.

CHARACTERISTICS

- The strength of the concrete surface using QIS DEKORATON increases compared to normal concrete.
- It creates an aesthetic, colorful and decorative surface.
- Various patterns are obtained according to the pattern used.
- Impact resistance increases.
- The absorbent property of the concrete surface decreases.
- It reduces dusting on the concrete surface and is easy to clean.
- High strengths are formed on the concrete surface thanks to the low water / cement ratio.
- Resistance to industrial chemicals such as engine oil, mineral oils, mild acid, detergent is increased.
- The applied hardener becomes a part of the concrete structure.
- It can be used indoors and outdoors.
- Resistant to scaling as a result of freezing-thawing in concrete.
- It does not rust, oxidize, carbonate.

APPLICATION METHOD

Concrete casting

Concrete is poured into the prepared anodes and is placed thoroughly by jiggling and troweling.

Application

When the water bleeding of the concrete is finished and it is hard enough to walk on, QIS DEKORATON is sprinkled on the surface (3-4 kg) and trowel is pulled to smooth the surface. The surface is sprinkled with QIS DEKO TKA antique appearance mold separator powder material. It is pressed with molds. Within 24-36 hours, the surface is cleaned by washing with water, according to the preference of the ancient effect. Acrylic-based QIS AK 70 is applied to the surface for curing, reducing permeability and matt appearance, and QIS CL 100 for glossy/wet appearance is applied by roller or spraying.

CONSUMPTION

3-4 kg / m² / 1 cm

PACKAGING AND STORAGE

25 kg bag.

In its original packaging, when stored in ventilated, dry and protected environments at +10°C/+30°C, protected from sun, rain and frost, its shelf life is 1 year from the date of manufacture.

SAFETY PRECAUTIONS

Gloves, protective clothing, masks/goggles should be used during mixing and application, and contact of the product with eyes, mouth and skin should be prevented. In case of contact with skin, it should be washed with plenty of water, and in case of contact with eyes and swallowing, a doctor should be consulted.

TECHNICAL DATA

Compressive strength	75 - 80 N/mm ² , 28 days
Elasticity module	29.500 N/mm ² , 28 days
Aggregate hardness	6 - 7 MOH scale
Wear resistance	6.8 cm ³ / 50 cm ² (BOHME)
Impact resistance	45-50% weight loss (2000 cycles)
Color	Gray, red, green, black, yellow, blue, beige, white, andesite, brown

The above values are given at +20°C and for 50% relative humidity. High temperatures shorten the time, low temperatures prolong the time.







04

PRIMERS

QIS PRIM 100

QIS DEKORAS

QIS PU ASTAR 1K

QIS PU ASTAR 2K EX

QIS EPO ASTAR SF

QIS EPO ASTAR NT

QIS EPO ASTAR SB

QIS EPO ASTAR FL

QIS QCONTACT

QIS BITUM ASTAR

QIS SEREX

QIS PRIM 100

ACRYLIC EMULSION BASED PRIMER



DESCRIPTION

QIS PRIM 100 acrylic copolymer is a multi-purpose primer based on emulsion, transparent, which can be used on the inside and outside of structures and before acrylic-based waterproofing coatings.

USAGE AREAS

- In concrete, gas concrete, gypsum, plaster and similar raw walls, old lime whitewashed, emulsion-based old interior and exterior painted surfaces,
- Before acrylic-based waterproofing and coating materials.

CHARACTERISTICS

- It penetrates the surface very well.
- By preparing a solid floor, it binds the top coat paint to the surface, reduces the paint consumption, and reduces the water absorbency of the plasters.
- It is a primer with very high adhesion performance in water-based waterproofing materials and wall putty applications.

APPLICATION METHOD

Surface Preparation

- Before application, swollen, loose and spilled surfaces should be scraped, oil and dirt should be wiped with water and cleaned.
- Uneven surfaces should be corrected in advance with repair mortars.

Application

Before using QIS PRIM 100, it is mixed thoroughly until it is homogeneous, brushed or rolled, and applied as a single layer. Paint or insulation product application should be started after waiting minimum 4 hours drying time of primer.

Application Conditions

- The applied surface should be protected from all external factors such as rain, water, mechanical impacts etc. for at least 24 hours during and after the application.
- It should not be applied in very windy and direct sunlight.
- It should be applied as a single layer by being fed well on the surface and a minimum of 4 hours should be allowed to dry before the other application.

CONSUMPTION

100 - 200 gr/m²

PACKAGING AND STORAGE

30 kg plastic canister

12 months in its original, unopened packaging in a cool and dry environment.

SAFETY PRECAUTIONS

During application and mixing, contact of the material with the skin and eyes should be prevented, and in case of contact, it should be washed with plenty of water. If swallowed, drink a few glasses of water immediately and seek medical advice. In case of contact with eyes, they should be washed immediately with plenty of water and medical assistance should be obtained. Gloves, protective clothing / mask / goggles should be used during use.

TECHNICAL DATA

Density (25°C, g/mL)	1.00 ± 0.10
pH (25°C)	8.0 - 9.0
Touch drying time (20°C)	2 hours
Full Drying time (20°C)	72 hours
Application temperature	5°C / 30°C

The above values are given at +20°C and for 50% relative humidity. High temperatures shorten the time, low temperatures prolong the time.

QIS DEKORAS

MULTIPURPOSE, DECORATIVE PLASTER PRIMER



DESCRIPTION

It is an acrylic emulsion based single component, highly adhesive decorative plastered and multi-purpose primer.

USAGE AREAS

- In vertical and horizontal applications,
- Indoors and outdoors,
- Before applying decorative plaster in thermal insulation systems,
- It is used as a primer before cement and gypsum based coatings.

CHARACTERISTICS

- It is ready to use.
- It is applied easily and quickly.
- It is water-based, odorless.
- Safe to use indoors and outdoors.
- It has high adhesion strength.
- It has a high covering power. It hardens the application surface.
- It prevents the rapid water loss of the mortar by applying it before cement and gypsum-based coatings.
- It facilitates patterning during decorative coating application.
- Thanks to the special polymers it contains, it has high water impermeability.

APPLICATION METHOD

Surface Preparation

- The surface must be free from frost, free of solid and weak parts, and free from cement syrup, ponded water, oil, grease, paraffin, coatings, etc. and other contaminants.
- The surface should be prepared with appropriate mechanical preparation techniques such as high pressure water or abrasive equipment. All dust, loose and easily crumbling materials should preferably be completely removed with a brush and/or vacuum prior to application. The surface should be dry.

Mixing

Mix with a low speed mixer for at least 3 minutes in a clean container or in its own package, free from all kinds of anti-stick substances.

Application

It is applied to the surface by brushing, roller and spraying.

CONSUMPTION

200 - 400 gr / m²

PACKAGING AND STORAGE

20 kg plastic bucket

In its original packaging, when stored in ventilated, dry and protected environments at +5°C / +25°C, protected from sun, rain and frost, its shelf life is 1 year from the date of manufacture. Opened packages should be used within a maximum of one week if they are tightly sealed again.

SAFETY PRECAUTIONS

Gloves, protective clothing, masks/goggles should be used during the application and contact of the product with eyes, mouth and skin should be prevented. In case of contact with skin, it should be washed with plenty of water, and in case of contact with eyes and swallowing, a doctor should be consulted.

TECHNICAL DATA

Material structure	Acrylic dispersion
Color	White
Density	1.53 kg/l \pm 0.02
Container Life	~ 60 minutes (20°C)
Application temperature	+5°C / +35°C
Service temperature	-30°C / +80°C
Drying time	1-3 hours

The above values are given at +20°C and for 50% relative humidity. High temperatures shorten the time, low temperatures prolong the time.

QIS PU ASTAR 1K

POLYURETHANE BASED SINGLE COMPONENT PRIMER



DESCRIPTION

QIS PU ASTAR 1K is a single component primer material that can be used on absorbent concrete and cement-based surfaces, used in polyurethane-based joint fillers, waterproofing materials, before floor coverings.

USAGE AREAS

- Indoors and outdoors,
- On terraces, roofs and balconies,
- In the priming of polyurethane-based joint filler mastics,
- Before the application of polyurethane waterproofing materials,
- Before polyurethane floor coating materials,
- As a primer before polysulfide and polyurethane casting mastic applications.

CHARACTERISTICS

- It is cured with air moisture.
- It has a semi-rigid-elastic structure.
- It can be applied to absorbent surfaces such as concrete. It has high adhesion feature.
- Since it has one component, it is easy to apply.
- It penetrates deeply on absorbent surfaces.
- It can be used on horizontal and vertical surfaces.

APPLICATION METHOD

Surface Preparation

- Substances such as cement particles, dust, oil, paint, curing, bitumen on the surface should be cleaned before application.
- Joints in the joint filler should be cleaned with a wire brush and sprayed with compressed air if possible.
- In waterproofing applications, the surface should be slightly roughened with a mosaic wiping machine and pits, gaps and cracks should be repaired. Particularly polished and flattened surfaces should be roughened so that the coating adheres well.
- In floor coating applications, the surface should be roughened with a grinding machine and pits, gaps and cracks should be repaired. If polyurethane-based pastes are used in the repair, the application should be started 24 hours after the repair.

Application

The material is applied with a brush, roller or airless gun. The drying-curing time of the material is delayed at low temperatures and accelerated at high temperatures.

- **In joint filling material priming;**

The primer should be applied to the joint edges with a brush and joint filler should be applied within 3 hours when the primer (tack free) is pressed with a finger while it is semi-adhesive. After the primer is applied, the surface should be protected from dust and moisture until the joint filler material is applied.

- **In the priming of insulation materials;**

Insulation material should be applied within 3-4 hours at the latest from the primer applied to the roughened and clean surface.

- **In the priming of floor coverings;**

Primer is applied to clean and dry surface. Polyurethane floor coating should be applied within 2-3 hours when the primer (tack free) is pressed with a finger while it is semi-adhesive.

Application Conditions

It should be ensured that the concrete is at least 28 days old when applied to concrete surfaces. Before application, the surface should never be washed with water, the surface should be dry, the moisture rate should not be above 5%.

CONSUMPTION

It varies according to the absorbency rate of the surface.
Approx. 200 - 300 gr/m²

PACKAGING AND STORAGE

5 kg and 20 kg Cans

In its original packaging, when stored in ventilated, dry and protected environments at +5°C / +25°C, protected from sun, rain and frost, its shelf life is 1 year from the date of manufacture. Since the material contains solvent, it should be kept away from fire.

SAFETY PRECAUTIONS

Gloves, protective clothing, masks/goggles should be used during the application and contact of the product with eyes, mouth and skin should be prevented. In case of contact with skin, it should be washed with plenty of water, and in case of contact with eyes and swallowing, a doctor should be consulted. Since the material contains organic solvents, the indoor areas should be ventilated during the application, smoking should not be allowed and the material should be kept away from the fire.

TECHNICAL DATA

Density	1.00 ±0.02 kg / lt
Material structure	Polyurethane, transparent liquid
Hardness (Shore A)	70-80
Adhesion to concrete	2 ±0.02 N / mm ²
Application temperature	+5°C / +45°C
'Tack free' drying	1-3 hours (each layer)
Final drying	2-4 days
Solvent	Contains organic solvents

The above values are given at +20°C and for 50% relative humidity.
High temperatures shorten the time, low temperatures prolong the time.

QIS PU ASTAR 2K EX

TWO-COMPONENT, POLYURETHANE-BASED, MOISTURE-TOLERANT PRIMER FOR NON-ABSORBENT SURFACES



DESCRIPTION

QIS PU ASTAR 2K EX is a double component, filled polyurethane based primer that increases the adhesion of coatings and waterproofing materials to be made on non-absorbent flat and moist surfaces.

USAGE AREAS

- As a primer before waterproofing materials based on polyurethane,
- In ceramics,
- On glass surfaces,
- In glass bricks,
- On all non-absorbent concrete surfaces.

CHARACTERISTICS

- It has a semi-rigid-elastic structure.
- It has high adhesion feature.
- It has two components.
- It is UV resistant.
- Applicable on damp surfaces. (Maximum 8%)

APPLICATION METHOD

Surface Preparation

- Substances such as cement particles, dust, oil, paint, etc. on the surface should be cleaned before application.
- Before application, the surface should never be washed with water, the surface should be dry, the moisture rate should not be above 8%.

Application

- The material is applied to the surface with a clean brush or roller.
- Coating material should be applied from the primer within 4-6 hours.

Mixing

- QIS PU ASTAR 2K EX has two components. Component B is added to component A and mixed with the mixer for 4-5 minutes.

- The pot life of the mixed material is around 30 minutes.
- As the ambient temperature rises, the pot life decreases.

CONSUMPTION

400 - 600 gr/m²

PACKAGING AND STORAGE

20 kg set (A+B)

Component A: 15 kg (Solvent-Grey)

Component B: 5 kg (Solvent-Free- Transparent)

In its original packaging, when stored in ventilated, dry and protected environments at +5°C / +25°C, protected from sun, rain and frost, its shelf life is 1 year from the date of manufacture. Since the material contains solvent, it should be kept away from fire.

SAFETY PRECAUTIONS

Gloves, protective clothing, masks/goggles should be used during the application and contact of the product with eyes, mouth and skin should be prevented. In case of contact with skin, it should be washed with plenty of water, and in case of contact with eyes and swallowing, a doctor should be consulted. Since the material contains organic solvents, the indoor areas should be ventilated during the application, smoking should not be allowed and the material should be kept away from the fire.

TECHNICAL DATA

Application temperature	+5°C / +30°C
Mixture density	1,2 gr/cm ³
Hardness Shore A	90 ± 5
Color	Transparent Grey
Application surface max. humidity	8%
'Tack free' drying	1-3 hours
Solvent	Contains organic solvents

The above values are given at +20°C and for 50% relative humidity. High temperatures shorten the time, low temperatures prolong the time.

QIS EPO ASTAR SF

PURE EPOXY-BASED, SOLVENT-FREE PRIMER



DESCRIPTION

QIS EPO ASTAR SF is a pure epoxy-based, two-component, low-viscosity primer used in epoxy systems.

USAGE AREAS

- Indoors and outdoors,
- On concrete and cement-based mineral surfaces,
- As a primer layer in epoxy floor coating applications,
- As a primer layer before the application of polyurethane and polyurea waterproofing materials,
- Bonding of epoxy based leveling mortars and mortar coatings,
- To protect concrete surfaces against wear and dust.

CHARACTERISTICS

- Their mechanical strength is high.
- It does not shrink. (non-shrink)
- It does not contain solvent.
- It can be used indoors and outdoors.
- It has high and structural bonding power.
- It provides impermeability in the structure it is applied.
- It is resistant to chemicals such as petroleum, oil, acid and alkali.
- It can be applied to surfaces such as concrete, wood, steel, stone.

APPLICATION METHOD

Surface Preparation

Concrete surfaces to be applied should be dry, clean and dust-free, damaged and loose concrete parts should be removed from the surface. The surface shall have at least 25 N/mm² compressive strength and at least 1.5 N/mm² tensile strength (pull-off) test result. The age of the new concrete should be at least 28 days according to the season and the concrete surfaces should be dry. Large breaks and defects must be repaired in advance. The cement shell and shiny screed on the concrete surface should be cleaned with tools such as sandblasting, notching machine, diamond drum wiping machine, grinding and the surface should be roughened and wiped. The entire surface should be free from dust. The concrete surfaces in contact with the soil to be coated should have been previously insulated with water and water vapor breakers.

Mixing

QIS EPO ASTAR SF has two components. (A+B) Component B is added to component A and mixed with the mixer for 4-5 minutes. The pot life of the mixed material is around 30 minutes. As the ambient temperature rises, the pot life decreases.

Application

It is applied to the surface by roller, brush or spray. The amount can be increased according to the absorbency of the surface. It should be waited for 3-4 hours between layers. Epoxy coatings should be applied within 5-15 hours.

CONSUMPTION

300 - 700 gr/m²

PACKAGING AND STORAGE

17.5 kg set (A+B) (Component A: 12.5 kg + Component B: 5 kg) It should be stored in its original unopened packaging in a cool and dry environment, protected from frost. Suitable storage temperature should be between +5 and +25 °C. Shelf life is 12 months from the date of manufacture under appropriate storage conditions.

SAFETY PRECAUTIONS

Gloves, protective clothing, masks/goggles should be used during mixing and application, and contact of the product with eyes, mouth and skin should be prevented. In case of contact with skin, it should be washed with plenty of water, and in case of contact with eyes and swallowing, a doctor should be consulted.


TECHNICAL DATA

Specific gravity	~ 1.10 kg / lt
Working time	~30 minutes
Adhesion strength	2,2 N/mm ²
Shore A hardness	90 ± 5
Application temperature	+10°C / +30°C
'Tack free' drying	24 hours (+20°C)
Final drying	7 days (+25°C)

The above values are given at +20°C and for 50% relative humidity. High temperatures shorten the time, low temperatures prolong the time.

QIS EPO ASTAR NT

EPOXY-BASED, TWO-COMPONENT,
MOISTURE-TOLERANT, SOLVENT-FREE PRIMER



DESCRIPTION

QIS EPO ASTAR NT is an epoxy resin based, two component, low viscosity, solvent-free primer material that can easily adhere to even moist concrete and mineral surfaces.

USAGE AREAS

- Indoors and outdoors,
- On damp surfaces,
- On concrete and cement-based mineral surfaces,
- As a primer layer in epoxy floor coating applications,
- As a primer layer before the application of polyurethane and polyurea waterproofing materials,
- Bonding of epoxy based leveling mortars and mortar coatings,
- When mixed with aggregate, it can be used as filler and repair mortar.

CHARACTERISTICS

- It can easily adhere even to damp surfaces.
- It does not contain solvent and can be used indoors safely.
- Thanks to its low viscosity structure, it has excellent penetration feature.
- It has high chemical resistance.
- It is easy to apply.

APPLICATION METHOD

Surface Preparation

Before floor covering, the surface must be free from rust, oil, grease and dust. The area to be applied should be scraped and made ready for coating.

Mixing

Component A is slowly mixed with an epoxy resin stirrer, then component B is slowly added to component A and stirred at low speed for 3-4 minutes until a homogeneous mixture is obtained.

Application

The mixture prepared in primer applications is applied to the surface by using roll, trowel or rake. It can also be used as mortar by mixing moisture-tolerant epoxy primer aggregate. The mixture should be consumed within 30 minutes. The waiting time between the layers is between 6 and 12 hours depending on the weather conditions. The final curing is completed in 7 days. After the application, the surface should be protected from contact with water for at least 1 day.

CONSUMPTION

300 - 500 gr/m²

PACKAGING AND STORAGE

21 kg set (Component A: 15 kg + Component B: 6 kg)

It should be stored in its original unopened packaging in a cool and dry environment, protected from frost. Suitable storage temperature should be between +10 and +25 °C. Shelf life is 12 months from the date of manufacture under appropriate storage conditions.

SAFETY PRECAUTIONS

Contact of the product with the skin and eyes should be prevented, and in case of contact, it should be washed with plenty of water. If swallowed, drink a few glasses of water immediately and seek medical advice. In case of contact with eyes, they should be washed immediately with plenty of water and medical assistance should be obtained. Gloves and protective goggles should be used during use.

TECHNICAL DATA

Content	Epoxy
Density	1,00 - 1,10 (g/cm ³ , 23°C)
Adhesion strength	> 2,2 N/mm ²
Mixture Duration	30 (min., 23°C, 200 g)
Shore A Hardness	90 ± 5
Top Coat Application Time	4 - 24 hours
Full Curing	7 days

The above values are given at +20°C and for 50% relative humidity. High temperatures shorten the time, low temperatures prolong the time.

QIS EPO ASTAR SB

WATER-BASED EPOXY PRIMER



DESCRIPTION

It is an epoxy-based, water-based, two-component, low viscosity, high abrasion and chemical resistance primer and coating material that can also be applied on moist concrete. USAGE AREAS

USAGE AREAS

- As a primer layer on concrete, cement or epoxy mortars before applying epoxy, polyurethane or polyurea top coatings on floors exposed to medium and heavy loads,
- Before the new applications to be made on the floor coverings that have been newly applied with the old applied floor coverings but overdue, as a transition layer in order to ensure adhesion,
- As a coating material in pharmaceutical, food, automotive, beverage industry, kitchens, hospitals, all production and storage areas.

CHARACTERISTICS

- It is water-based.
- It fills the pores on the concrete and similar surfaces where it is applied.
- It is an easy to use, robust and hard primer or coating material after curing.
- It is resistant to water and chemical materials.
- It provides excellent adherence by preparing the ground for the polyurethane materials to be applied on it.
- It can be applied in high humidity environments.

APPLICATION METHOD

Surface Preparation

- The surface to be applied is cleaned from dust, rust, oil and dirt with a vacuum cleaner.
- The free particles on the surface should be completely cleaned.
- Cracks must be repaired. Joints have to be repaired.
- Defects on the surface should be repaired before application.

Mixing

It is a two-component product and should be prepared at the specified mixture rate in the amount to be consumed, considering the mixture life. In order to obtain a homogeneous mixture, care should be taken that the product temperature is not less than 15°C.

Component A should be quickly mixed with a mechanical mixer in itself, and a hardener (component B) should be added, paying attention to the mixture ratio. Components A and B are mixed with a mechanical stirrer for at least 2 minutes. The mixture should be used no later than 30 minutes after preparation.

Application

The mixture, which is made ready for application, is applied in a way that the pores are closed by saturating the surface with the roll. The application time of the new layer on top of the layer should be at least 4 hours (20°C) and at most 48 hours. It is very important to apply the second coat within the above-mentioned new coat application period. It reaches a complete mechanical and chemical strength in about 7 days.

CONSUMPTION

As primer : 300 - 500 gr /m²
As coating material : 500 - 600 gr /m²

PACKAGING AND STORAGE

20 kg set (Component A: 15 kg + Component B: 5 kg)

In its original packaging, when stored in ventilated, dry and protected environments at +5°C / +25°C, protected from sun, rain and frost, its shelf life is 1 year from the date of manufacture. Opened packages should be used within a maximum of one week if they are tightly sealed again.

SAFETY PRECAUTIONS

Gloves, protective clothing, masks/goggles should be used during the application and contact of the product with eyes, mouth and skin should be prevented. In case of contact with skin, it should be washed with plenty of water, and in case of contact with eyes and swallowing, a doctor should be consulted.

TECHNICAL DATA

Component	A+B (epoxy+hardener)
Mixing Ratio	15+5 kg
Solid matter ratio	51%
Hardness	> 95 SHORE A
Application temperature	15 - 35°C
Specific Gravity	1,05 gr/cm ³ at 20°C (±0,01)
Availability Period	30 Minutes (at 20°C, 50% RH)
Touch Dryness	6 Hours
Pedestrian Traffic	12 Hours
Final Curing	7 days
Adhesion Strength to Concrete	2,4 - 2,6 N/mm ²

The above values are given at +20°C and for 50% relative humidity. High temperatures shorten the time, low temperatures prolong the time.

QIS EPO ASTAR FL

EPOXY-BASED, TWO-COMPONENT, MINERAL-FILLED PRIMER



DESCRIPTION

QIS EPO ASTAR FL is a two-component, epoxy-based, low-viscosity, solvent-free, mineral-filled primer material.

USAGE AREAS

- Indoors and outdoors,
- On concrete and cement-based mineral surfaces,
- As a primer layer in epoxy floor coating applications,
- As a primer layer before the application of polyurethane and polyurea waterproofing materials,
- Bonding of epoxy based leveling mortars and mortar coatings,
- When mixed with aggregate, it can be used as filler and repair mortar.

CHARACTERISTICS

- It has low viscosity.
- It has high adhesion strength.
- It is easy to apply.
- Since it does not contain solvent, it can be used indoors and outdoors.
- It is easy to apply and penetrates the surfaces perfectly.
- Due to its filling, it fills the bird's eye and micro cracks and pores on the surfaces to be applied.
- After taking its cure, it forms a waterproof, abrasion and break resistant film.
- The resulting film is resistant and impermeable to bases, acids, diluted salt solutions, grease and petroleum products.

APPLICATION METHOD

Surface Preparation

Concrete surfaces to be applied should be dry, clean and dust-free, damaged and loose concrete parts should be removed from the surface. The surface shall have at least 25 N/mm² compressive strength and at least 1.5 N/mm² tensile strength (pull-off) test result. The age of the new concrete should be at least 28 days according to the season, the concrete surfaces should have a maximum 4% moisture content. Large breaks and defects must be repaired in advance. The cement shell and shiny screed on the concrete surface should be cleaned with tools such as sandblasting, notching machine, diamond drum wiping machine, driven grinding and the surface should be roughened and wiped. The entire surface should be free from dust. The concrete surfaces in contact with the soil to be coated should have been previously insulated with water and water vapor breakers.

Mixing

QIS EPO ASTAR FL is supplied in ready-to-use sets according to the mixing ratio. It is a two-component product and should be prepared at the specified mixture rate in the amount to be consumed, considering the mixture life. In order to obtain a homogeneous mixture, care should be taken that the product temperature is not less than 15°C. Component A should be quickly mixed with a mechanical stirrer in itself, and a hardener (component B) should be added, paying attention to the mixture ratio.

Components A and B are made ready for use by mixing for at least 1-2 minutes until a homogeneous mixture is obtained, taking care not to leave unmixed material on the packaging edges and base with a mixer of approximately 300 rpm and a suitable mixing tip.

Application

The mixture made ready for application is applied in such a way that the surface is saturated and the pores are closed with a roller or airless spray. At least 4 hours (20°C) and at most 24 hours as the application time of the new layer on top of the layer. Before the application of the new layer exceeding 24 hours, the surface of the primer must be sanded. It is very important to apply the second coat within the above-mentioned new coat application period. It reaches a complete mechanical and chemical strength in about 7 days.

Application Conditions

The relative humidity of the air should be maximum 90%, the application temperature (environment and surface) should be between +5°C and +30°C. It should not be rainy 24 hours before, during and 24 hours after the application in outdoor areas.

CONSUMPTION

500 - 700 gr/m²

PACKAGING AND STORAGE

25 kg set (Component A: 20 kg + Component B: 5 kg)

It should be stored in its original unopened packaging in a cool and dry environment, protected from frost. Suitable storage temperature should be between +5 and +25 °C. Shelf life is 12 months from the date of manufacture under appropriate storage conditions.

SAFETY PRECAUTIONS

Gloves, protective clothing, masks/goggles should be used during the application and contact of the product with eyes, mouth and skin should be prevented. In case of contact with skin, it should be washed with plenty of water, and in case of contact with eyes and swallowing, a doctor should be consulted.

TECHNICAL DATA

Density (g/cm ³)	Component A : 1.50 Component B : 1.03 Mixture : 1.4
Container Life	30 min
Hardness Shore A	90 ± 5
Adhesion Strength (N/mm ³)	≥ 1,5
Waiting time between coats	4-24 hours
Application temperature	+5°C / +30°C

The above values are given at +20°C and for 50% relative humidity. High temperatures shorten the time, low temperatures prolong the time.

QIS QCONTACT

PRIMER THAT INCREASES THE ADHERENCE OF GYPSUM AND CEMENT BASED PLASTERS TO GROSS CONCRETE, WALLS AND CEILINGS



DESCRIPTION

QIS QCONTACT is a polymer modified, resin-based primer that provides good adhesion of gypsum or cement-based plasters to gross concrete, walls and ceilings.

USAGE AREAS

- In ceilings and vertical surfaces in interior spaces,
- In order to ensure better adhesion of gypsum, lime and cement based plasters to concrete surfaces,
- It is used as a primer in ceiling plasters.

CHARACTERISTICS

- It is easy to apply.
- It increases the working time and workability of gypsum and cement based plasters.
- It prevents rapid water loss of gypsum and cement based plasters.
- It does not contain solvent. It is odorless.

APPLICATION METHOD

Surface Preparation

The surface should be free from complete dust, oil, curing agent, paint and other free particles and care should be taken to ensure that the surface is dry.

Mixing

- 3-5 liters of water are added to the inside of the 12 kg QIS QCONTACT bucket.
- It is mixed with a mixer at 400-600 rpm for 3-5 minutes.
- The material should be mixed from time to time during application.

Application

- The mixed material is applied to the surface with a textured roll.
- After 24 hours, the application of gypsum or cement-based plasters is started.

Application Conditions

- QIS QCONTACT is not suitable for use in high humidity environments such as pools and baths, coarse plasters, external surfaces.
- During and after the application, contamination of the primed surface should be prevented.

CONSUMPTION

According to the absorbency of the surface;
QIS QCONTACT material consumption; 100-250 g/m²
Diluted material consumption ; 200-350 g/m²

PACKAGING AND STORAGE

12 kg bucket.

In its original packaging, when stored in ventilated, dry and protected environments at +5°C / +25°C, protected from sun, rain and frost, its shelf life is 1 year from the date of manufacture.

SAFETY PRECAUTIONS

Gloves, protective clothing, masks/goggles should be used during mixing and application, and contact of the product with eyes, mouth and skin should be prevented. In case of contact with skin, it should be washed with plenty of water, and in case of contact with eyes and swallowing, a doctor should be consulted.

TECHNICAL DATA

Density (25°C, g/mL)	1.30 ± 0.02
Material structure	Modified polymer-resin
Solvent	Free
Application temperature	+5°C / +30°C
Service temperature	-20°C / +80°C
Drying time	1-2 hours
Application thickness	0,15 - 0,30 mm

The above values are given at +20°C and for 50% relative humidity.
High temperatures shorten the time, low temperatures prolong the time.

QIS BİTÜM ASTAR

BITUMEN PRIMER



DESCRIPTION

QIS BITUMEN PRIMER is a water-based bitumen emulsion primer.

USAGE AREAS

- In vertical and horizontal applications in indoor and outdoor spaces,
- As a primer before bitumen membrane applications,
- QIS BITUMAX 1K and QIS BITUMAX 2K are used as primers in bitumen-based insulation materials.

CHARACTERISTICS

- It has high bonding feature.
- Since it has one component, it is easy to apply.
- It does not contain solvents or harmful substances.
- It does not prevent the passage of water vapor.
- It is an ecological product.

APPLICATION METHOD

Surface Preparation

- Substances such as cement particles, dust, oil, paint, etc. on the surface should be cleaned before application.
- Defects and pits on the surface should be covered and leveled with appropriate repair mortars.

Application

- The product is made ready for use by mixing with a mixer for at least 2 minutes 400-600 rpm.
- It can be applied with a brush and roller or by spraying with suitable machines.

CONSUMPTION

100 - 500 gr/m²

PACKAGING AND STORAGE

20 kg Tin

In its original packaging, when stored in ventilated, dry and protected environments at +5°C / +25°C, protected from sun, rain and frost, its shelf life is 1 year from the date of manufacture.

SAFETY PRECAUTIONS

Gloves, protective clothing, masks/goggles should be used during mixing and application, and contact of the product with eyes, mouth and skin should be prevented. In case of contact with skin, it should be washed with plenty of water, and in case of contact with eyes and swallowing, a doctor should be consulted.

TECHNICAL DATA

Material structure	Black aqueous bitumen emulsion
Density	1.00 kg/lt ±0.02
Application temperature	+5°C / +30°C
Service temperature	-20°C / +120°C
Initial drying time	1 hour (+20°C)
Final drying time	24-48 hours

The above values are given at +20°C and for 50% relative humidity. High temperatures shorten the time, low temperatures prolong the time.

QIS SEREX

PRIMER FOR CERAMIC COATINGS ON FLAT,
GLOSSY, GLASSY AND CERAMIC



DESCRIPTION

QIS SEREX is an acrylic polymer dispersion-based primer material that increases the adhesion of coatings to be applied on flat, shiny and glassy surfaces.

USAGE AREAS

- In vertical and horizontal applications.
- Indoors and outdoors.
- On cement-based plaster and screed surfaces.
- On polyurethane, epoxy and acrylic surfaces.
- On glass surfaces.
- In glass bricks.
- As a primer before the applications to be made on parquet, wood and vinyl tiles.
- As an adherence primer in ceramic coatings to be made on ceramic.

CHARACTERISTICS

- It has high adherence.
- Since it has one component, it is easy to apply.
- It does not contain solvent. It can be used with security, especially indoors.
- It balances the absorbency of the surface.
- It is resistant to moisture.

APPLICATION METHOD

Surface Preparation

- Substances such as cement particles, dust, oil, paint, etc. on the surface should be cleaned before application.
- The surface must be dry during application.
- Defects and pits on the surface should be covered and leveled with appropriate repair mortars.

Mixing

- The material should be mixed with the drill for 1-2 minutes before application.
- Water should never be added to the material.

Application

The material is applied to the surface with a roller or brush.

CONSUMPTION

It varies according to the absorbency rate of the surface.
200-400 gr/m²

PACKAGING AND STORAGE

5 kg plastic bucket

In its original packaging, when stored in ventilated, dry and protected environments at +5°C / +25°C, protected from sun, rain and frost, its shelf life is 1 year from the date of manufacture. Opened packages should be used within a maximum of one week if they are tightly sealed again.

SAFETY PRECAUTIONS

Gloves, protective clothing, masks/goggles should be used during the application and contact of the product with eyes, mouth and skin should be prevented. In case of contact with skin, it should be washed with plenty of water, and in case of contact with eyes and swallowing, a doctor should be consulted.

TECHNICAL DATA

Material structure	Acrylic dispersion
Color	Green
Density	1.29 kg/lt ±0.02
Application temperature	+5°C / +35°C
Service temperature	-30°C / +80°C
Drying time	3-5 hours
Solvent	Free

The above values are given at +20°C and for 50% relative humidity. High temperatures shorten the time, low temperatures prolong the time.





05

REPAIR AND STRENGTHENING SYSTEMS

- QIS QPOX
- QIS REPFIX 100 S
- QIS REPFIX 300 S
- QIS REPFIX 500 S
- QIS EPO REPAIR 2K
- QIS GROUT
- QIS GROUT FAST
- QIS GROUT 3000
- QIS GROUT EP 3K
- QIS QPEG PLX
- QIS QPEG EPX
- QIS BETOCON C25
- QIS BETOCON C40
- QIS BETOCON C60
- QIS CARBON PL
- QIS CARBON TY 300
- QIS CARBON CY 600
- QIS CARBON EPO
- QIS CARBON EPO PL
- QIS EPO INJECT 2K
- QIS EPO GL 2K

QIS QPOX

TWO-COMPONENT, CHEMICALLY CURED, SOLVENT-FREE, REPAIR, BONDING, ANCHORAGE AND MOUNTING MORTAR



DESCRIPTION

QIS QPOX is a two-component, solvent-free, non-shrinkage, paste-like and thixotropic epoxy repair, anchorage, coating, assembly and bonding mortar.

USAGE AREAS

- In the assembly and bonding of all kinds of steel and concrete elements,
- In the fixing injection dowels, filling cracks, planting sprouts,
- In the bonding of dilatation tapes,
- For bonding old concrete and new concrete.

CHARACTERISTICS

- Since it is thixotropic/trowel consistency, it does not sag.
- Strong adhesion to structures such as concrete, metal, wood, stone.
- It does not shrink. (non-shrink)
- It does not precipitate and sediment.
- It can be applied in dry or slightly humid environments.
- It provides impermeability against mineral oils, petroleum and acids.
- It has high resistance to seawater, diesel, gasoline, cleaning materials.
- It is resistant to vibration.
- It is impermeable to water and gas.
- It has high wear resistance.
- No primer required.
- It can be conveniently used for reinforcement and anchoring works.
- It can be opened to pedestrians in 24 hours and heavy traffic in 7 days.

APPLICATION METHOD

Surface Preparation

- The surface to be applied should be cleaned and free of foreign substances such as oil, rust, paint.
- The surface should be roughened if necessary according to the concrete surface condition.
- If the reinforcement in the concrete is rusty, it should be cleaned and new reinforcement should be added if necessary.
- The concrete to be applied must be at least 28 days old and the concrete surface must be dry or slightly damp.
- Sand should be sprayed or cleaned with a brush until shiny metal appears on steel surfaces.

Mixing

Component B is added into component A and mixed with a low-speed mixer for 3-4 minutes.

Considering the pot life, the material should be mixed as necessary. At high temperatures, the pot life of the material is reduced.

Application

- QIS QPOX is applied to the surface with spatula or trowel immediately after mixing. Application thickness should be between 2-30 mm in each layer.
- Additional coat applications should be performed after the previous layer has hardened. (18-24 hours)
- If metal surface applications cannot be performed immediately after the mixture, primer should be used.
- In bonding processes; if the product is used between two materials, it should be applied to both surfaces.
- After the desired thickness is applied, the parts to be bonded must be pressed on top of each other until the polymerization is completed.

CONSUMPTION

1.70 kg / m² / mm

PACKAGING AND STORAGE

5 kg set (3.75 kg (A) + 1.25 kg (B))

In its original packaging, when stored in ventilated, dry and protected environments at +5°C/+25°C, protected from sun, rain and frost, its shelf life is 1 year from the date of manufacture.

SAFETY PRECAUTIONS

Gloves, protective clothing, masks/goggles should be used during mixing and application, and contact of the product with eyes, mouth and skin should be prevented. In case of contact with skin, it should be washed with plenty of water, and in case of contact with eyes and swallowing, a doctor should be consulted.

TECHNICAL DATA

Specific gravity	1.70 kg/l (A+B)
Color	Gray
Working time	45-60 minutes (20°C)
Initial hardening	12-18 hours (20°C)
Full Curing	7 days (20°C)
Application temperature	+5°C / +30°C
Service temperature	-15°C / +90°C
Adhesion to steel	3,5 N/mm ² (28 days, 20°C)
Adhesion to concrete	4 N/mm ² (28 days, 20°C)
Compressive strength	75 N/mm ² (7 days, 20°C)
Bending strength	25 N/mm ² (7 days, 20°C)
Tensile strength	18 N/mm ² (7 days, 20°C)

The above values are given at +20°C and for 50% relative humidity. High temperatures shorten the time, low temperatures prolong the time.

QIS REPFIX 100 S

FINE REPAIR MORTAR FOR SUPERFICIAL REPAIRS (5-30 mm)



DESCRIPTION

QIS REPFIX 100 S is a single component, R1 class, polymer modified, gross concrete, fine repair mortar with a thickness of 5-30 mm on the concrete surfaces where it is applied, in the form of thixotropic-tray.

USAGE AREAS

- In the repair and surface leveling of concrete structures,
- In the repair and plastering of gross concrete surfaces,
- Plastering and repair of walls and ceilings,
- It is used in sub-ceramic concrete repair and surface plane.

CHARACTERISTICS

- High adhesion strength to concrete surfaces where it is applied.
- It provides smooth surface finish.
- Thanks to its non-shrink feature, cracks do not form.
- It does not crack and sag
- It provides good adhesion
- It is fiber reinforced
- It provides smooth surface finish

APPLICATION METHOD

Surface Preparation

- Before applying QIS REPFIX 100 S, the surface must be cleaned of dust, oil, paint, and substances that prevent penetration such as curing.
- Damaged areas on the surface should be repaired. The surface should be roughened to ensure adhesion.
- Water leaking from the structure to the surface should definitely be stopped. Otherwise, leaking water dissolves the applied material without hardening.
- The temperature of the surface to be applied should not be high.
- Surfaces should be saturated with water before application, and the surface should be free of water during application.

Mixing

- QIS REPFIX 100 S is added to the water and mixed.
- Water ratio 22% of the weight of the powdered product (do not use water with a pH value lower than 5.5)
- First, 5-6 liters of water is placed in a bucket, then 25 kg of material in the bag is mixed and added to the water and stirred continuously for 4-5 minutes. After 2-3 minutes of rest and again stirring for 30 seconds, the application is started.

Application

- QIS REPFIX 100s is applied to the moist concrete surface with a trowel.
- The mortar is expected to drain and the finishing work is done with a steel or wooden trowel by sprinkling water.
- In each application, the thickness should be between 5-30 mm.

Application Conditions

In high temperature environments; store the bag in the shade, use cold mix water, apply quickly and continuously in the morning and evening.

- In low-temperature environments; store the bag indoors, use hot mix water, start applying it towards noon and make sure that the structure is not affected by frost.
- Surface applied in extremely dry, windy and direct sunlight exposed environments should be protected for 24-48 hours.

CONSUMPTION

~ 19 kg / m² / 1cm

PACKAGING AND STORAGE

25 kg Kraft Bag

In its original packaging, when stored in ventilated, dry and protected environments at +5°C/+25°C, protected from sun, rain and frost, its shelf life is 1 year from the date of manufacture.

SAFETY PRECAUTIONS

Gloves, protective clothing, masks/goggles should be used during mixing and application, and contact of the product with eyes, mouth and skin should be prevented. In case of contact with skin, it should be washed with plenty of water, and in case of contact with eyes and swallowing, a doctor should be consulted.

TECHNICAL DATA

Material structure	Cement-based powder
Color	Gray
Mixture density	1900 kg/m ³
Water mixture ratio	~ % 22
Working time	30 minutes (20°C)
Application temperature	+5°C / +30°C
Service temperature	-20°C / +80°C
Compressive Strength	≥ 10 N/mm ² (28 days)
Breaking strength	≥ 0,8 N/mm ²

The above values are given at +20°C and for 50% relative humidity. High temperatures shorten the time, low temperatures prolong the time.

QIS REPFIX 300 S

STRUCTURAL, THICK REPAIR MORTAR



DESCRIPTION

QIS REPFIX 300 S is a ready-to-use, R3 class, cement based, impermeable, non-shrink, chlorine-free, fiber reinforced, thixotropic-toward consistency, sulfate resistant, polymer modified, high-performance structural repair mortar.

USAGE AREAS

- In all reinforced concrete, reinforced concrete and precast structures that require structural repair and restoration,
- In balcony repair, column edges, floor surface repairs,
- Filling of tie rod holes,
- For the repair of gross concrete surfaces.

CHARACTERISTICS

- High adherence to concrete and steel.
- Freeze-thaw resistant.
- Resistance to chemicals.
- Resistance to sulphate, chlorine effects.
- It does not shrink. (non-shrink)
- The material can also be applied by spraying.
- It does not contain chlorine.
- It is fiber reinforced.
- It provides impermeability.
- It is resistant to high pressure.

APPLICATION METHOD

Surface Preparation

- All loose parts on the application surface should be broken and cleaned and the surface should be roughened.
- The surface edges should be broken vertically and the depth should be at least 0.2 cm.
- The rust in the reinforcement should be cleaned, if necessary, new reinforcement should be added.
- If there is water leakage on the surface, water leakage and leaks should be prevented with QIS PLUG suddenly hardening plug.
- The surface should be completely free of adhesive substances such as oil and paint.
- Before application, the surface should be moistened; it is saturated with water in extremely hot and windy weather.

Mixing

- 25 kg of powder material is added to 4.5 kg of water depending on the ambient temperature. (water ratio 18%)
- The required amount of water is placed in a clean bucket. The necessary powder product is added on it and it is mixed with a mixer until a homogeneous and lump-free mortar is obtained.
- After the material is rested for 1-2 minutes, it is started to be applied by mixing for 1 minute.

Application

- QIS REPFIX 300 S mortar is applied by trowel or spray.
- It can be applied in a single layer up to 40 mm.
- For applications over 40 mm, it can be applied 2-3 times using reinforcement.
- Additional coat applications should be performed after 24 hours.
- The final leveling and finishing is done at the beginning of the mortar setting with a wooden or plastic trowel.

Application Conditions

- In high temperature environments; store the bag in the shade, use cold mix water, apply quickly and continuously in the morning and evening.
- In low-temperature environments; store the bag indoors, use hot mix water, start applying it towards noon and make sure that the structure is not affected by frost.
- Surface applied in extremely dry, windy and direct sunlight exposed environments should be protected for 24-48 hours.

CONSUMPTION

~ 20,5 kg / m² / 1cm

PACKAGING AND STORAGE

25 kg Kraft Bag

In its original packaging, when stored in ventilated, dry and protected environments at +5°C/+25°C, protected from sun, rain and frost, its shelf life is 1 year from the date of manufacture.

SAFETY PRECAUTIONS

Gloves, protective clothing, masks/goggles should be used during mixing and application, and contact of the product with eyes, mouth and skin should be prevented. In case of contact with skin, it should be washed with plenty of water, and in case of contact with eyes and swallowing, a doctor should be consulted.

TECHNICAL DATA

Material structure	Cement-based powder
Color	Gray
Mixture density	2050 kg/m ³
Water mixture ratio	18%
Workability time	60 minutes (20°C)
Waiting time between coats	3-4 hours
Application temperature	+5°C / +30°C
Service temperature	-30°C / +90°C
Application thickness	20 - 40 mm
Chloride ion content	≤ 0.05
Compressive Strength	≥ 25 N/mm ² (28 days)
Breaking strength	≥ 1,5 N/mm ²

The above values are given at +20°C and for 50% relative humidity. High temperatures shorten the time, low temperatures prolong the time.

QIS REPFIX 500 S

STRUCTURAL, THICK REPAIR MORTAR



DESCRIPTION

QIS REPFIX 500 S is a ready-to-use, R4 class, cement based, impermeable, non-shrink, chlorine-free, fiber reinforced, thixotropic-toward consistency, sulfate resistant, polymer modified, high-performance structural repair mortar.

USAGE AREAS

- In all reinforced concrete, reinforced concrete and precast structures that require structural repair and restoration,
- In balcony repair, column edges, floor surface repairs,
- Filling of tie rod holes,
- For the repair of gross concrete surfaces.

CHARACTERISTICS

- High adherence to concrete and steel.
- Freeze-thaw resistant.
- Resistance to chemicals.
- Resistance to sulphate, chlorine effects.
- It does not shrink. (non-shrink)
- The material can also be applied by spraying.
- It does not contain chlorine.
- It is fiber reinforced.
- It provides impermeability.
- It is resistant to high pressure.

APPLICATION METHOD

Surface Preparation

- All loose parts on the application surface should be broken and cleaned and the surface should be roughened.
- The surface edges should be broken vertically and the depth should be at least 0.2 cm.
- The rust in the reinforcement should be cleaned, if necessary, new reinforcement should be added.
- If there is water leakage on the surface, water leakage and leaks should be prevented with QIS PLUG suddenly hardening plug.
- The surface should be completely free of adhesive substances such as oil and paint.
- Before application, the surface should be moistened; it is saturated with water in extremely hot and windy weather.

Mixing

- 25 kg of powder material is added to 4.5 kg of water depending on the ambient temperature. (water ratio 18%)
- The required amount of water is placed in a clean bucket. The necessary powder product is added on it and it is mixed with a mixer until a homogeneous and lump-free mortar is obtained.
- After the material is rested for 1-2 minutes, it is started to be applied by mixing for 1 minute.

Application

- QIS REPFIX 500 S mortar is applied by trowel or spray.
- It can be applied in a single layer up to 50 mm thickness.
- For applications over 50 mm, it can be applied 2-3 times using reinforcement.
- Additional coat applications should be performed after 24 hours.
- The final leveling and finishing is done at the beginning of the mortar setting with a wooden or plastic trowel.

Application Conditions

- In high temperature environments; store the bag in the shade, use cold mix water, apply quickly and continuously in the morning and evening.
- In low-temperature environments; store the bag indoors, use hot mix water, start applying it towards noon and make sure that the structure is not affected by frost.
- Surface applied in extremely dry, windy and direct sunlight exposed environments should be protected for 24-48 hours.

CONSUMPTION

~ 20,5 kg / m² / 1cm

PACKAGING AND STORAGE

25 kg Kraft Bag

In its original packaging, when stored in ventilated, dry and protected environments at +5°C/+25°C, protected from sun, rain and frost, its shelf life is 1 year from the date of manufacture.

SAFETY PRECAUTIONS

Gloves, protective clothing, masks/goggles should be used during mixing and application, and contact of the product with eyes, mouth and skin should be prevented. In case of contact with skin, it should be washed with plenty of water, and in case of contact with eyes and swallowing, a doctor should be consulted.

TECHNICAL DATA

Material structure	Cement-based powder
Color	Gray
Mixture density	2050 kg/m ³
Water mixture ratio	18%
Workability time	60 minutes (20°C)
Waiting time between coats	3-4 hours
Application temperature	+5°C / +30°C
Service temperature	-30°C / +90°C
Application thickness	3-50 mm
Chloride ion content	≤ 0.05
Compressive Strength	≥ 45 N/mm ² (28 days)
Breaking strength	≥ 2 N/mm ²

The above values are given at +20°C and 65% relative humidity. High temperatures shorten the time, low temperatures prolong the time.

QIS EPO REPAIR 2K

TWO-COMPONENT EPOXY-BASED REPAIR MORTAR



DESCRIPTION

QIS EPO REPAIR 2K is a two-component, solvent-free, high-pressure strength, thixotropic epoxy repair and assembly and mortar.

USAGE AREAS

- On all concrete and cement based surfaces,
- In the repair of industrial floors,
- As a floor covering where there is heavy vehicle traffic.

CHARACTERISTICS

- Since it is thixotropic/trowel consistency, it does not sag.
- It does not precipitate and sediment.
- It has high compressive strength.
- It provides impermeability against mineral oils, petroleum and acids.
- It has high resistance to seawater, diesel, gasoline, cleaning materials.
- It is resistant to vibration.
- No primer required.
- It can be opened to pedestrians in 24 hours and heavy traffic in 7 days.

APPLICATION METHOD

Surface Preparation

- The surface to be applied should be cleaned and free of foreign substances such as oil, rust, paint.
- The surface should be roughened if necessary according to the concrete surface condition.
- If the reinforcement in the concrete is rusty, it should be cleaned and new reinforcement should be added if necessary.
- The concrete to be applied must be at least 28 days old and the concrete surface must be dry. The amount of moisture on the surface should be below 4%.

Mixing

Component B is added into component A and mixed with a low-speed mixer for 3-4 minutes. Considering the pot life, the material should be mixed as necessary. At high temperatures, the pot life of the material is reduced.

Application

- QIS EPO REPAIR 2K is applied to the surface with spatula or trowel immediately after mixing.
- Additional coat applications should be performed after the previous layer has hardened. (18-24 hours)
- At temperatures below +5 °C or in cases where the temperature is expected to fall below +5 °C within 24 hours following the application, the application should not be performed.

CONSUMPTION

2.00 kg / m² / mm

PACKAGING AND STORAGE

25 kg set (24 kg (A) + 1 kg (B))

In its original packaging, when stored in ventilated, dry and protected environments at +5°C/+25°C, protected from sun, rain and frost, its shelf life is 1 year from the date of manufacture.

SAFETY PRECAUTIONS

Gloves, protective clothing, masks/goggles should be used during mixing and application, and contact of the product with eyes, mouth and skin should be prevented. In case of contact with skin, it should be washed with plenty of water, and in case of contact with eyes and swallowing, a doctor should be consulted.

TECHNICAL DATA

Specific gravity	1.90 kg/l (A+B)
Color	Sand Yellow
Working time	40 minutes (20°C)
Initial hardening	24 hours (20°C)
Full Curing	7 days (20°C)
Application temperature	+5°C / +30°C
Service temperature	-15°C / +90°C
Adhesion to concrete	4 N/mm ² (28 days, 20°C)
Compressive strength	70 N/mm ² (7 days, 20°C)
Bending strength	28 N/mm ² (7 days, 20°C)

The above values are given at +20°C and for 50% relative humidity. High temperatures shorten the time, low temperatures prolong the time.

QIS GROUT

HIGH-STRENGTH, CEMENT-BASED,
SMOOTH-CONSISTENCY GROUT MORTAR



DESCRIPTION

QIS GROUT is a ready-to-use, R4 class, cement-based, non-tensile mounting mortar with a flowable consistency for applications between 1-10 cm.

USAGE AREAS

- In light and heavy machine foundation fillings, bearing, 'grouting' and assembly works,
- In generators, diesel engines, gas and steam turbines, etc.
- In generators, diesel engines, gas and steam turbines, etc.
- In the manufacture of curtains and column headboards,
- In the assembly of prefabricated concrete building elements.

CHARACTERISTICS

- It is resistant to chemicals such as oil, chlorine, sulfate.
- It does not shrink. (non-shrink)
- It is resistant to freezing and thawing.
- It has high adhesion strength to concrete and steel reinforcement.
- It is resistant to impact and vibration.
- It does not shrink.
- It is resistant to freeze-thaw cycle.

APPLICATION METHOD

Preparation of the Machine and Foundation

- All loose parts in the concrete to be placed on the machine should be cleaned and the surface should be made slightly rough.
- The bolt and base plate must be completely free of substances such as oil and dust.
- The air release holes for the base plate must be drilled in advance.
- The machine position should not be changed at all after the machine is placed and the scale is adjusted.
- If the adjustment blocks are to be removed later, they must be lightly lubricated.
- Before pouring the mortar, the foundation concrete should be saturated with water and free water should be taken before application.

Preparation of Molds

- Molds should be made of mortar-resistant material.
- From the side where the mortar will be poured, a casting gap of 15-20 cm should be left between the base plate and the mold.
- On the other hand, a gap of 5-10 cm should be left.
- A margin of 5-10 cm should also be left for mortar height.
- For oversized plates, the height can be 1.5 m and the first batch is fluidized by adding 10% water to the casting to increase workability.

Preparation of the Mortar

- The required amount of water is placed in a container. (4.0 liters of water per 25 kg of powdered product)
- QIS GROUT is added to water by mixing quickly and continuously until a homogeneous and lump-free mortar is obtained.
- After the mixed material is rested for 3-4 minutes, it is made ready for use by stirring for half a minute for the last time.

Application

- No other machinery should be operated near the machine where the assembly mortar will be made, until the mortar hardens.
- The mortar is poured from one side and continuously.
- The mortar should never be poured from both sides.
- Good filling of the mortar can be achieved by moving back and forth under the plate with a flexible steel whip.
- If the exposed edges are desired to be broken after application, the mortar should be applied after hardening.
- Adjustment wedges should not be removed before 2 days.
- After the machine starts working, the nuts and bolts should be checked and tightened thoroughly.

Issues to be Considered in Practice

- In high-temperature environments; store the bag in the shade, use cold mix water, it should not be applied quickly and continuously in the morning and evening hours.
- In low-temperature environments; warm mixing water should be used, the thermal temperature of the machine should not be lower than 0°C. It should never be applied at a temperature lower than 0°C.
- Excessively windy, sun-exposed surfaces should be kept moist for 24-48 hours.
- The product should be protected from rain for at least 24 hours after application.

CONSUMPTION

19.5 kg / m² / cm (1950 kg / m³)

PACKAGING AND STORAGE

25 kg Kraft Bag

In its original packaging, when stored in ventilated, dry and protected environments at +5°C/+25°C, protected from sun, rain and frost, its shelf life is 1 year from the date of manufacture.

SAFETY PRECAUTIONS

Gloves, protective clothing, masks/goggles should be used during mixing and application, and contact of the product with eyes, mouth and skin should be prevented. In case of contact with skin, it should be washed with plenty of water, and in case of contact with eyes and swallowing, a doctor should be consulted.

TECHNICAL DATA

Material structure	Cement-based powder
Color	Gray
Mixture density	1950 kg/m ³
Water mixture ratio	16%
Workability time	30-45 minutes (20°C)
Capillary water absorption	0.5 kg / [m ² .hours ^{0.5}]
Application temperature	+5°C / +30°C
Service temperature	-30°C / +90°C
Application thickness	1-10 cm
Compressive Strength	≥ 60 N/mm ² (28 days)
Bending Strength	≥ 9 N/mm ² (28 days)
Breaking strength	≥ 2 N/mm ²

The above values are given at +20°C and for 50% relative humidity.
High temperatures shorten the time, low temperatures prolong the time.

QIS GROUT FAST

GROUT AND REPAIR MORTAR WITH A LIQUID CONSISTENCY, WHICH CAN BE OPENED FOR TRAFFIC WITHIN 2 HOURS



DESCRIPTION

QIS GROUT FAST is a ready-to-use, cement-based, impermeable, non-shrink, especially high early strength, polymer modified, fast curing fluid repair and grout mortar for 1-4 cm applications.

USAGE AREAS

- Around the loophole and manhole covers,
- In light and heavy machine foundation fillings, bearing, 'grouting' and assembly works,
- In generators, diesel engines, gas and steam turbines, etc.
- In the manufacture of curtains and column headboards,
- In the assembly of prefabricated concrete building elements.

CHARACTERISTICS

- It is resistant to chemicals such as oil, chlorine, sulfate.
- It does not shrink. (non-shrink).
- It is resistant to freezing and thawing.
- It has high adhesion strength to concrete and steel reinforcement.
- It is resistant to impact and vibration.
- It does not shrink.
- It is resistant to freeze-thaw cycle.

APPLICATION METHOD

Preparation of the Machine and Foundation

- All loose parts in the concrete to be placed on the machine should be cleaned and the surface should be made slightly rough.
- The bolt and base plate must be completely free of substances such as oil and dust.
- The air release holes for the base plate must be drilled in advance.
- The machine position should not be changed at all after the machine is placed and the scale is adjusted.
- If the adjustment blocks are to be removed later, they must be lightly lubricated.
- Before pouring the mortar, the foundation concrete should be saturated with water and free water should be taken before application.

Mixing

- 12-14% water is put into the stirrer first. (3.00 – 3.50 lt / 25 kg powder material)
- QIS GROUT FAST is added to the water quickly and continuously.
- After the bag is empty, it is mixed for 4-5 minutes until a homogeneous and lump-free mortar is obtained.

Application

- QIS GROUT FAST mortar is fluid and hardens quickly.
- Therefore, it is applied by pouring or pumping immediately after mixing with water. (within 5-8 minutes)

- The mortar should be poured continuously and from one side.
- It can be applied 1-4 cm on one layer.
- Molds should not be taken before 15 minutes.

Issues to be Considered in Practice

- In high-temperature environments; store the bag in the shade, use cold mix water, it should not be applied quickly and continuously in the morning and evening hours.
- In low-temperature environments; warm mixing water should be used, the thermal temperature of the machine should not be lower than 0°C. It should never be applied at a temperature lower than 0°C.
- Excessively windy, sun-exposed surfaces should be kept moist for 24-48 hours.
- The product should be protected from rain for at least 24 hours after application.

CONSUMPTION

19.5 kg / m² / cm (1950 kg / m³)

PACKAGING AND STORAGE

25 kg Kraft Bag

In its original packaging, when stored in ventilated, dry and protected environments at +5°C/+25°C, protected from sun, rain and frost, its shelf life is 1 year from the date of manufacture.

SAFETY PRECAUTIONS

Gloves, protective clothing, masks/goggles should be used during mixing and application, and contact of the product with eyes, mouth and skin should be prevented. In case of contact with skin, it should be washed with plenty of water, and in case of contact with eyes and swallowing, a doctor should be consulted.

TECHNICAL DATA

Material structure	Cement-based powder
Color	Gray
Mixture density	1950 kg/m ³
Water mixture ratio	12-14%
Workability time	30-45 minutes (20°C)
Capillary water absorption	0.5 kg / (m ² .hours ^{0.5})
Application temperature	+5°C / +30°C
Service temperature	-30°C / +90°C
Application thickness	1-4 cm
Compressive Strength	≥ 60 N/mm ² (28 days)
Bending Strength	≥ 9 N/mm ² (28 days)
Breaking strength	≥ 2 N/mm ²

The above values are given at +20°C and for 50% relative humidity. High temperatures shorten the time, low temperatures prolong the time.

QIS GROUT 3000

HIGH PERFORMANCE, FLUID CONSISTENCY GROUT AND REPAIR MORTAR



DESCRIPTION

QIS GROUT 3000 is ready to use, cement based, impermeable, non-shrink, polymer modified, fluid repair and grout mortar for 10-30 cm applications.

USAGE AREAS

- In light and heavy machine foundation fillings, bearing, 'grouting' and assembly works,
- In generators, diesel engines, gas and steam turbines, etc.
- In generators, diesel engines, gas and steam turbines, etc.
- In the manufacture of curtains and column headboards,
- In the assembly of prefabricated concrete building elements.

CHARACTERISTICS

- It can be applied up to 30cm thick at one time.
- It is resistant to chemicals such as oil, chlorine, sulfate.
- It does not shrink. (non-shrink).
- It is resistant to freezing and thawing.
- It has high adhesion strength to concrete and steel reinforcement.
- It is resistant to impact and vibration.
- It does not shrink.
- It is resistant to freeze-thaw cycle.

APPLICATION METHOD

Preparation of the Machine and Foundation

- All loose parts in the concrete to be placed on the machine should be cleaned and the surface should be made slightly rough.
- The bolt and base plate must be completely free of substances such as oil and dust.
- The air release holes for the base plate must be drilled in advance.
- The machine position should not be changed at all after the machine is placed and the scale is adjusted.
- If the adjustment blocks are to be removed later, they must be lightly lubricated.
- Before pouring the mortar, the foundation concrete should be saturated with water and free water should be taken before application.

Mixing

Ratio: 2.75 – 3.25 lt / 25 kg powder material

11 - 13% water is put into the stirrer first.

- QIS GROUT 3000 is added to the water quickly and continuously.
- After the bag is empty, it is mixed for 4-5 minutes until a homogeneous and lump-free mortar is obtained.

Preparation of Molds

- Molds should be made of mortar-resistant material.
- From the side where the mortar will be poured, a casting gap of 15-20 cm should be left between the base plate and the mold.
- On the other hand, a gap of 5-10 cm should be left.
- A margin of 10-30 cm should also be left for mortar height.

Application of the Mortar

- No other machinery should be operated near the machine where the assembly mortar will be made, until the mortar hardens.
- The mortar is poured from one side and continuously.

- The mortar should never be poured from both sides.
- Good filling of the mortar can be achieved by moving back and forth under the plate with a flexible steel whip.
- If the exposed edges are desired to be broken after application, the mortar should be applied after hardening.
- Adjustment wedges should not be removed before 2 days.
- After the machine starts working, the nuts and bolts should be checked and tightened thoroughly.

Issues to be Considered in Practice

- In high-temperature environments; store the bag in the shade, use cold mix water, it should not be applied quickly and continuously in the morning and evening hours.
- In low-temperature environments; warm mixing water should be used, the thermal temperature of the machine should not be lower than 0°C. It should never be applied at a temperature lower than 0°C.
- Excessively windy, sun-exposed surfaces should be kept moist for 24-48 hours.
- The product should be protected from rain for at least 24 hours after application.

CONSUMPTION

19.5 kg / m² / cm (1950 kg / m³)

PACKAGING AND STORAGE

25 kg Kraft Bag

In its original packaging, when stored in ventilated, dry and protected environments at +5°C/+25°C, protected from sun, rain and frost, its shelf life is 1 year from the date of manufacture.

SAFETY PRECAUTIONS

Gloves, protective clothing, masks/goggles should be used during mixing and application, and contact of the product with eyes, mouth and skin should be prevented. In case of contact with skin, it should be washed with plenty of water, and in case of contact with eyes and swallowing, a doctor should be consulted.

TECHNICAL DATA

Material structure	Cement-based powder
Color	Gray
Mixture density	1950 kg/m ³
Water mixture ratio	11-13%
Workability time	30 - 45 minutes (20°C)
Capillary water absorption	0.5 kg/(m ² .hours ^{0.5})
Application temperature	+5°C / +30°C
Service temperature	-30°C / +90°C
Application thickness	10-30 cm
Compressive Strength	≥ 70 N/mm ² (28 days)
Bending Strength	≥ 11 N/mm ² (28 days)
Breaking strength	≥ 2 N/mm ²

The above values are given at +20°C and for 50% relative humidity. High temperatures shorten the time, low temperatures prolong the time.

QIS GROUT EP 3K

FLUID EPOXY BASED ADHESIVE, REPAIR, ASSEMBLY AND GROUT MORTAR



DESCRIPTION

QIS GROUT EP 3K is a three-component, solvent-free, non-shrinkage, self-levelling epoxy repair, anchorage, assembly and grout mortar that can be applied in 4-50 mm thickness.

USAGE AREAS

- In the bridge carrier plates,
- On metal columns.
- On the crane rail lines,
- In the machine foundations on concrete,
- On the fastening bolts,
- In the anchoring of prefabricated structures,
- In non-flexible joints,
- In the bonding of materials such as concrete, wood, metal,
- In the works of planting iron ore in concrete,
- In the crack repair of precast, reinforced concrete,
- In floor repair and levelling works.

CHARACTERISTICS

- Fast application thanks to self levelling feature
- High wear and impact resistance
- High adhesion to structures such as concrete, steel, wood, stone
- It does not shrink. (non-shrink)
- It does not precipitate and sediment
- It can be applied in dry or slightly humid environments
- Impermeability to mineral oils, oil, acid and water
- It is resistant to vibration
- No primer required
- It can be opened to pedestrians in 24 hours and heavy traffic in 7 days

APPLICATION METHOD

Surface Preparation

The surface to be applied should be cleaned, if necessary, roughened and cleaned from foreign substances such as oil, rust, paint, dust. The concrete to be applied should be at least 28 days old and the concrete surface should be dry/slightly damp. Sand should be sprayed or cleaned with a brush until shiny metal appears on steel surfaces. The rust in the reinforcement should be cleaned, if necessary, new reinforcement should be added.

In machine foundations; Before placing the machine, the concrete should be cleaned, the surface to be grouted should be roughened, the bolt and base plate should be clean. The air release holes for the base plate must be drilled in advance. After the machine is placed and the scale is taken, its position should not be changed, the adjustment wedges should be lightly lubricated to prevent the mortar from sticking.

Preparation of Molds

The molds should be solid and have no gap in the edges, and a 5 cm casting gap should be left between the base plate edge and the mold on the side where the grout mortar will be poured. Polyethylene can be used to prevent the product from sticking to the mold walls.

Mixing

Component B is added into component A and stirred with a low speed stirrer for 1-2 minutes. Then, add dry and powdered component C and stir for about 3-4 minutes until a homogeneous mixture is obtained and does not create air bubbles.

Application

QIS GROUT EP 3K is applied by pouring into mould cavities or surface immediately after mixing process. (4 - 50 mm)

In repair applications; The mortar is poured onto the surface and placed well with the help of a toothed trowel. Hot, dry and windy environments should be protected from external influences for 48 hours.

In grout applications; the mortar should be poured from only one side of the mould and uninterruptedly, ensuring that the material is well placed using a steel wire with a hook tip. The molds should not be taken before 24 hours and the adjustment wedges should not be taken before 2 days, the bolts should be checked after the machine is commissioned. Warm, dry and windy environments should be protected from external influences for 48 hours.

CONSUMPTION

2,0 kg / m² / 1mm

In filling operations, the application thickness should be maximum 5 cm in each layer, and additional layers should be applied after the previous layer has hardened, on average 4-5 hours.

PACKAGING AND STORAGE

15 kg Set. (2 kg A + 1 kg B + 12 kg C)

In its original packaging, when stored in ventilated, dry and protected environments at +5°C / +25°C, protected from sun, rain and frost, its shelf life is 1 year from the date of manufacture.

SAFETY PRECAUTIONS

Gloves, protective clothing, masks/goggles should be used during mixing and application, and contact of the product with eyes, mouth and skin should be prevented. In case of contact with skin, it should be washed with plenty of water, and in case of contact with eyes and swallowing, a doctor should be consulted.

TECHNICAL DATA

Mixture density	2.0 ± 0.05 kg/liter
Working time	30 minutes (20°C)
Initial hardening	6 hours (20°C)
Full hardening	7 days (20°C)
Application temperature	+5°C - +40°C
Service temperature	-15°C - +80°C
Compressive strength	> 80 N / mm ² (7 days)
Bending strength	> 30 N / mm ² (7 days)
Adhesion to concrete	> 2 N / mm ² (7 days)
Adhesion to steel	> 2 N / mm ² (7 days)
Color	Gray

The above values are given at +20°C and for 50% relative humidity. High temperatures shorten the time, low temperatures prolong the time.

QIS QPEG PLX

POLYESTER BASED ANCHOR AND MOUNTING RESIN - CHEMICAL DOWEL



DESCRIPTION

QIS QPEG PLX chemical anchor dowel is a two-component, gun-applied, cake-like, polyester-based anchorage and assembly resin.

USAGE AREAS

- In building materials such as bricks, briquettes,
- In seedling works as chemical dowels,
- In fixing the injection apparatus,
- In anchorage and assembly works subject to light loads.

CHARACTERISTICS

- It is easy to apply with its special gun.
- It sets fast.
- It does not sag.
- It can be applied to slightly damp surfaces.
- It provides high resistance to chemicals such as sea water, jet fuel, oil, and medium resistance to soda and diluted acid solutions.
- It can be used in hollow elements.

APPLICATION METHOD

- With the drill, holes are drilled in the correct diameter and depth.
- The inside of the hole is thoroughly cleaned with a brush and compressed air.
- The cartridge is placed in the application gun and pressing is started. Do not use the first mixture from the cartridge until a homogeneous colour is obtained.
- The tip of the stirrer is inserted as far as possible into the hole and approximately half of the hole is filled with material.
- The anchor material is immediately placed in the hole by turning it slowly and slightly.
- The hole is filled by retracting the gun.
- The material overflowing from the hole should be removed before it hardens.
- It should not touch the fastener until the loading time and care should be taken that the material is fully cured.

CONSUMPTION

Variable

PACKAGING AND STORAGE

345 ml cartridge

In its original packaging, when stored in ventilated, dry and protected environments at +5°C/+25°C, protected from sun, rain and frost, its shelf life is 9 months from the date of manufacture.

SAFETY PRECAUTIONS

Gloves, protective clothing, masks/goggles should be used during mixing and application, and contact of the product with eyes, mouth and skin should be prevented. In case of contact with skin, it should be washed with plenty of water, and in case of contact with eyes and swallowing, a doctor should be consulted.

Tensile Load on Concrete

Crude metal diameter (mm)	Hole diameter (mm)	Hole depth (mm)	Tensile load (mm)
8	10	80	7
10	12	100	12
12	14	120	16

TECHNICAL DATA

Density	1.7 kg / lt
Solid material	100%
Service temperature	-30°C / +95°C
Application temperature	+5°C / +35°C
Re-coating time	1 hour (+20°C)
Full Curing Time	1 day (+20°C)

The above values are given at +20°C and for 50% relative humidity.
High temperatures shorten the time, low temperatures prolong the time.

QIS QPEG EPX

EPOXY BASED ANCHORING AND MOUNTING RESIN - CHEMICAL DOWEL



DESCRIPTION

QIS QPEG EPX is a two-component, gun-applied, high-strength, paste-like, 100% epoxy-based anchorage and assembly resin.

USAGE AREAS

- In structures such as concrete, brick, briquette,
- In seedling works as chemical dowels,
- In the anchoring of bolts and pins,
- For crack filling and repairs,
- In fixing the injection apparatuses.

CHARACTERISTICS

- It is easy to apply with its special gun.
- It sets fast.
- It provides high early strength.
- It does not crack, sag and pull.
- It protects iron reinforcements against corrosion.
- It can be applied to slightly damp surfaces.
- It provides high resistance to chemicals such as sea water, jet fuel, oil, and medium resistance to soda and diluted acid solutions.
- It can be used in anchorage works where high strength is desired.
- It shows high resistance to impacts.
- It can be easily used in high temperatures.
- It gets cured even in aquatic environments.
- It does not contain solvents and styrene.

APPLICATION METHOD

- The hole is drilled with the correct diameter and depth with a hammer drill.
- The inside of the hole is thoroughly cleaned with a brush and compressed air.
- The cartridge is placed in the application gun and pressing is started. Do not use the first mixture from the cartridge until a homogeneous colour is obtained.
- The tip of the stirrer is inserted as far as possible into the hole and approximately half of the hole is filled with material.

- The hole is filled by retracting the gun.
- The anchor material is immediately placed in the hole by turning it slowly and slightly.
- The material overflowing from the hole should be removed before it hardens.
- It should not touch the fastener until the loading time and care should be taken that the material is fully cured.

CONSUMPTION

Variable

PACKAGING AND STORAGE

345 ml cartridge

In its original packaging, when stored in ventilated, dry and protected environments at +5°C/+25°C, protected from sun, rain and frost, its shelf life is 9 months from the date of manufacture.

SAFETY PRECAUTIONS

Gloves, protective clothing, masks/goggles should be used during mixing and application, and contact of the product with eyes, mouth and skin should be prevented. In case of contact with skin, it should be washed with plenty of water, and in case of contact with eyes and swallowing, a doctor should be consulted.

TECHNICAL DATA

Content	100% epoxy resin
Solid material	100%
Service temperature	-30°C / +95°C
Application temperature	+5°C / +35°C

Tensile Load on C35 Concrete

Crude metal diameter (mm)	Hole diameter (mm)	Hole depth (mm)	Tensile load (mm)
8	10	80	10
10	12	100	15
12	14	120	22
14	16	140	28
16	20	160	35
20	25	200	50

The above values are given at +20°C and for 50% relative humidity. High temperatures shorten the time, low temperatures prolong the time.

QIS BETOCON C25

C25 GRADE PACKAGED DRY READY-MIXED CONCRETE MORTAR



DESCRIPTION

QIS BETOCON C25 is a ready-to-use dry concrete mortar in ready-to-use packages containing cement, aggregate and additives for concrete castings at the construction site, giving 25 N/mm² strength in cylinder molds and 30 N/mm² strength in cube molds.

USAGE AREAS

- Door and window lintels,
- Upholstery grilles,
- Stairs, chimneys, installation gaps,
- Installation of prefabricated flooring,
- Filling the gaps in the wall and floor,
- Garden walls, supports and buttresses,
- Applicable on floor coverings.

CHARACTERISTICS

- It is ready to use.
- It does not segregate.

APPLICATION METHOD

Surface Preparation

In the application of fresh concrete to be poured on old concrete;

- The old concrete surface should be free from dust, substances that prevent penetration such as oil.
- If there is water flow on the surface, it should be stopped.
- Rust on the reinforcement should be cleaned, new reinforcement should be added if necessary.
- Surfaces should be saturated with water before application and free water remaining on the surface during casting should be taken.

If fresh concrete mortar is to be adhered to the old concrete surface;

- For good adhesion, QIS QLATEX should be applied to the old concrete surface before pouring the concrete. Fresh concrete should be poured before the primer mortar dries within 10 minutes after the primer is applied to the surface.

Preparation of the Mortar

- The material is mixed with the hand mixer in the bucket or in the concrete.
- With the operation of the mixer, the necessary amount of water is added to the powdered product and it is mixed for an average of 4-5 minutes until a homogeneous and lump-free concrete is obtained.

- The mortar, which is rested for a few minutes, is applied by stirring for 1-2 minutes for the last time.
- Fresh concrete mortar mixed with water should be used within 2 hours at the latest.

Application of the Mortar

- After all concrete infrastructure operations are completed as required according to the project, QIS BETOCON C25 is poured continuously and without vibration.
- Concrete placement, compaction, correction, polishing works are carried out.
- After the setting time of the concrete is completed, the molds are taken.
- Additional layers should be made after the concrete has dried completely.
- Concrete should be cured for 1 week especially in outdoor environments, in places exposed to wind and direct sun.

CONSUMPTION

20,5 kg / m² / cm (2050 kg / m³)

PACKAGING AND STORAGE

25 kg Kraft Bag

In its original packaging, when stored in ventilated, dry and protected environments at +5°C/+25°C, protected from sun, rain and frost, its shelf life is 1 year from the date of manufacture.

SAFETY PRECAUTIONS

Gloves, protective clothing, masks/goggles should be used during mixing and application, and contact of the product with eyes, mouth and skin should be prevented. In case of contact with skin, it should be washed with plenty of water, and in case of contact with eyes and swallowing, a doctor should be consulted.

TECHNICAL DATA

Material structure	Cement-based powder
Color	Gray
Mixture density	2050 kg/m ³
Water mixture ratio	~ 9-12%
Working time	60 minutes (20°C)
Application temperature	+5°C / +30°C
Service temperature	-20°C / +80°C
Compressive strength	25-30 N/mm ² (28 days)
Final setting	8 hours

The above values are given at +20°C and for 50% relative humidity. High temperatures shorten the time, low temperatures prolong the time.

QIS BETOCON C40

C40 GRADE PACKAGED DRY READY-MIXED CONCRETE MORTAR



DESCRIPTION

QIS BETOCON C40 is a ready-to-use dry concrete mortar in ready-to-use packages containing cement, aggregate and additives for concrete castings at the construction site, giving 40 N/mm² strength in cylinder molds and 50 N/mm² strength in cube molds.

USAGE AREAS

- Door and window lintels,
- Upholstery grilles,
- Stairs, chimneys, installation gaps,
- Installation of prefabricated flooring,
- Filling the gaps in the wall and floor,
- Garden walls, supports and buttresses,
- Applicable on floor coverings.

CHARACTERISTICS

- It is ready to use.
- It does not segregate.

APPLICATION METHOD

Surface Preparation

In the application of fresh concrete to be poured on old concrete;

- The old concrete surface should be free from dust, substances that prevent penetration such as oil.
- If there is water flow on the surface, it should be stopped.
- Rust on the reinforcement should be cleaned, new reinforcement should be added if necessary.
- Surfaces should be saturated with water before application and free water remaining on the surface during casting should be taken.

If fresh concrete mortar is to be adhered to the old concrete surface;

- For good adhesion, QIS QLATEX should be applied to the old concrete surface before pouring the concrete. Fresh concrete should be poured before the primer mortar dries within 10 minutes after the primer is applied to the surface.

Preparation of the Mortar

- The material is mixed with the hand mixer in the bucket or in the concreter.
- With the operation of the mixer, the necessary amount of water is added to the powdered product and it is mixed for an average of 4-5 minutes until a homogeneous and lump-free concrete is obtained.
- The mortar, which is rested for a few minutes, is applied by stirring for 1-2 minutes for the last time.

- Fresh concrete mortar mixed with water should be used within 2 hours at the latest.

Application of the Mortar

- After all concrete infrastructure operations are completed as required according to the project, QIS BETOCON C40 is poured continuously and without vibration.
- Concrete placement, compaction, correction, polishing works are carried out.
- After the setting time of the concrete is completed, the molds are taken.
- Additional layers should be made after the concrete has dried completely.
- Concrete should be cured for 1 week especially in outdoor environments, in places exposed to wind and direct sun.

CONSUMPTION

21,5 kg / m² / cm (2150 kg / m³)

PACKAGING AND STORAGE

25 kg Kraft Bag

In its original packaging, when stored in ventilated, dry and protected environments at +5°C/+25°C, protected from sun, rain and frost, its shelf life is 1 year from the date of manufacture.

SAFETY PRECAUTIONS

Gloves, protective clothing, masks/goggles should be used during mixing and application, and contact of the product with eyes, mouth and skin should be prevented. In case of contact with skin, it should be washed with plenty of water, and in case of contact with eyes and swallowing, a doctor should be consulted.

TECHNICAL DATA

Material structure	Cement-based powder
Color	Gray
Mixture density	2150 kg/m ³
Water mixture ratio	~ 9-12%
Working time	60 minutes (20°C)
Application temperature	+5°C / +30°C
Service temperature	-20°C / +80°C
Compressive strength	40-50 N/mm ² (28 days)
Final setting	8 hours

The above values are given at +20°C and for 50% relative humidity. High temperatures shorten the time, low temperatures prolong the time.

QIS BETOCON C60

C60 GRADE PACKAGED DRY READY-MIXED CONCRETE MORTAR



DESCRIPTION

QIS BETOCON C60 is a ready-to-use dry concrete mortar in ready-to-use packages containing cement, aggregate and additives for concrete castings at the construction site, giving 60 N/mm² strength in cylinder molds and 70 N/mm² strength in cube molds.

USAGE AREAS

- Door and window lintels,
- Upholstery grilles,
- Stairs, chimneys, installation gaps,
- Installation of prefabricated flooring,
- Filling the gaps in the wall and floor,
- Garden walls, supports and buttresses,
- Applicable on floor coverings.

CHARACTERISTICS

- It is ready to use.
- It does not segregate.

APPLICATION METHOD

Surface Preparation

In the application of fresh concrete to be poured on old concrete;

- The old concrete surface should be free from dust, substances that prevent penetration such as oil.
- If there is water flow on the surface, it should be stopped.
- Rust on the reinforcement should be cleaned, new reinforcement should be added if necessary.
- Surfaces should be saturated with water before application and free water remaining on the surface during casting should be taken.

If fresh concrete mortar is to be adhered to the old concrete surface;

- For good adhesion, QIS QLATEX should be applied to the old concrete surface before pouring the concrete. Fresh concrete should be poured before the primer mortar dries within 10 minutes after the primer is applied to the surface.

Preparation of the Mortar

- The material is mixed with the hand mixer in the bucket or in the concrete.
- With the operation of the mixer, the necessary amount of water is added to the powdered product and it is mixed for an average of 4-5 minutes until a homogeneous and lump-free concrete is obtained.

- The mortar, which is rested for a few minutes, is applied by stirring for 1-2 minutes for the last time.
- Fresh concrete mortar mixed with water should be used within 2 hours at the latest.

Application of the Mortar

- After all concrete infrastructure operations are completed as required according to the project, QIS BETOCON C60 is poured continuously and without vibration.
- Concrete placement, compaction, correction, polishing works are carried out.
- After the setting time of the concrete is completed, the molds are taken.
- Additional layers should be made after the concrete has dried completely.
- Concrete should be cured for 1 week especially in outdoor environments, in places exposed to wind and direct sun.

CONSUMPTION

22,5 kg / m² / cm (2250 kg / m³)

PACKAGING AND STORAGE

25 kg Kraft Bag

In its original packaging, when stored in ventilated, dry and protected environments at +5°C/+25°C, protected from sun, rain and frost, its shelf life is 1 year from the date of manufacture.

SAFETY PRECAUTIONS

Gloves, protective clothing, masks/goggles should be used during mixing and application, and contact of the product with eyes, mouth and skin should be prevented. In case of contact with skin, it should be washed with plenty of water, and in case of contact with eyes and swallowing, a doctor should be consulted.

TECHNICAL DATA

Material structure	Cement-based powder
Color	Gray
Mixture density	2250 kg/m ³
Water mixture ratio	~ 9-12%
Working time	60 minutes (20°C)
Application temperature	+5°C / +30°C
Service temperature	-20°C / +80°C
Compressive strength	60-70 N/mm ² (28 days)
Final setting	8 hours

The above values are given at +20°C and for 50% relative humidity. High temperatures shorten the time, low temperatures prolong the time.

QIS CARBON PL

CARBON FIBER PLATE FOR STRUCTURAL REINFORCEMENT



DESCRIPTION

QIS CARBON PL is a carbon fiber-reinforced polymer plate that is externally bonded and used as reinforcement for strengthening concrete, wood and masonry structures.

USAGE AREAS

- In increasing the load bearing capacity of reinforced concrete beams and slabs.
- In increasing the bending strength of reinforced concrete beams and slabs.
- Reinforcement of reinforced concrete columns against pressure.
- Increasing the stiffness of beams and slabs with excessive deflection.
- Incomplete reinforcement.
- In structural strengthening,
- To prevent stresses caused by vibrations caused by machines mounted on reinforced concrete floors.

CHARACTERISTICS

- Since it is light, it does not bring additional load to the structure.
- It can be applied quickly and easily.
- Since there is no need to evacuate the building in practice, strengthening can be done while the building continues to work.
- It provides an increase in load-carrying capacity.
- It reduces deflections in flooring and beams.
- It has high tensile strengths.
- There is no risk of corrosion.

APPLICATION METHOD

Quality of the surface to be covered with the plate

- The surface to be applied should be corrected and the differences on the surface should not be more than 0.5 mm.
- The tensile strength of the surface must be at least 1.5 N/mm².
- The age of the concrete to be applied should be 28 days.

Surface Preparation

- The surface should be free from adhesive substances such as dust, oil, paint, curing, water repellent.
- The humidity on the surface should not exceed 5%.

- Cracks, gaps, carbonation or corroded parts on the surface should be repaired and cleaned.
- REPFIX series repair materials can be used in repairs.

Plate preparation

The application should be started after the surfaces of the plates with the prescribed dimensions are cleaned with thinner and dried.

Application

- The QIS CARBON EPO PL adhesive is applied to the smooth surface of the plates with a spatula so that it is 1-1.5 mm thick.
- The plates are slightly stretched in line with their fibers and fixed so that they do not swell.
- Then, the gap between the plate and the surface should be eliminated by pressing the carbon plates with a roller.
- Plates should be closed within 7 days against factors such as direct sunlight and rain.

PACKAGING AND STORAGE

50 m Roll (5-10 cm x 50 m)

In its original packaging, when stored in ventilated, dry and protected environments at +5°C/+25°C, protected from sun, rain and frost, its shelf life is 2 years from the date of manufacture.

SAFETY PRECAUTIONS

Gloves, protective clothing, masks/goggles should be used during mixing and application, and contact of the product with eyes, mouth and skin should be prevented. In case of contact with skin, it should be washed with plenty of water, and in case of contact with eyes and swallowing, a doctor should be consulted.

TEKNİK VERİLER

	QIS CARBON PL TİPLERİ			
	50x1,2	50x1,4	100x1,2	100x1,4
Thickness (mm)	1,2	1,4	1,2	1,4
Width (mm)	50	50	100	100
Cross-sectional area (mm ²)	60	70	120	140
Elasticity module (N/mm ²)	200.000	200.000	200.000	200.000
Tensile strength (N/mm ²)		2.900	2.900	2.900
Tensile strength (N)	174.000	203.000	348.000	406.000
Elongation of rupture %	> 1.35	> 1.35	> 1.35	> 1.35

The above values are given at +20°C and for 50% relative humidity.
High temperatures shorten the time, low temperatures prolong the time.

QIS CARBON TY 300

BRAIDED, SINGLE-DIRECTION CARBON FIBER WEAVING FOR STRUCTURAL STRENGTHENING



DESCRIPTION

QIS CARBON TY 300 is a heat-treated 300 gr/m² braided fabric fabric formed with E glass fiber-thermoplastic fibers placed perpendicular to the axis of one-way carbon-based fibers used for structural reinforcement.

USAGE AREAS

- In bending and shear loads of structural elements (reinforced concrete, stone and brick wall, wood);
- In reinforcing reinforced concrete beams against bending and cutting,
- In reinforcing reinforced concrete slabs against bending,
- In strengthening reinforced concrete columns against pressure, increasing ductility,
- In the reinforcement of missing reinforcement,
- In structural strengthening,
- In seismic reinforcement of masonry walls (brick, stone),
- In the dome, vault and minaret reinforcement of historical monuments.

CHARACTERISTICS

- Since the unit weight is low, it is easy to transport within the construction site.
- Since their weft is strengthened by heat treatment, it can be cut in both directions.
- Since it has low density, it does not bring additional load to the reinforced structure.
- Since it is one-way, it can be applied to different surface geometries such as silo, chimney, pile, wall, beam, column.
- It increases the resistance of all kinds of walls to explosion and impact.

APPLICATION METHOD

Surface Preparation

- Before application, the surface should be free from adhesive substances such as dust, oil, paint, curing, water repellent.
- Cracks, gaps, carbonation or corroded parts on the surface should be repaired and cleaned.
- QIS REPFIX series cement-based anti-corrosion and repair mortars can be used in repairs.
- The corners should be rounded at least 10 mm in diameter.
- The tensile strength of the application surface shall be at least 1.0 N/mm².
- During the application, the moisture rate on the surface should not be above 5%.

Application

- CARBON TY 300 should be cut to the extent necessary with suitable scissors or craft knife.
- After applying CARBON EPO epoxy adhesive (~1.0 - 1.5 kg/m² first layer, ~0.5 - 0.8 kg/m² subsequent layers) to the surface with a roll, CARBON TY 300 is placed by stretching in line with its fibers.
- The applied epoxy adhesive should be pressed against the fibers with the roller so that it comes out of the fibers of the fabric and there is no air gap.
- Then, CARBON EPO adhesive should be applied again to ensure that the CARBON TY 300 material is laminated between two layers of epoxy.
- If two or more layers are to be applied, lamination should be provided by applying CARBON EPO roll between each layer and pressing with CARBON TY 300 fabric roll.
- If the surface is to be plastered later, after the final layer of CARBON EPO, it should be roughened by sprinkling the toothed sand while it is still wet.
- In cases where overlay share is not reported in the strengthening project, at least 10 cm CARBON TY 300 should be overlapped. In applications with more than one floor, the overlap location should be staggered.

PACKAGING AND STORAGE

25 m² Roll (50 cm x 50 m)

In its original packaging, when stored in ventilated, dry and protected environments at +5°C/+25°C, protected from sun, rain and frost, its shelf life is 2 years from the date of manufacture.

SAFETY PRECAUTIONS

Gloves, protective clothing, masks/goggles should be used during mixing and application, and contact of the product with eyes, mouth and skin should be prevented. In case of contact with skin, it should be washed with plenty of water, and in case of contact with eyes and swallowing, a doctor should be consulted.

TECHNICAL DATA

Material structure	Carbon fiber
Color	Black
Unit Weight	300 gr/ m ²
Carbon thread thickness	12K or 24K
Width	50 cm
Section thickness	0.18 mm
Elongation of Rupture	1.8%
Elasticity module	240.000 N/mm ²
Tensile strength	4900 N/mm ²

The above values are given at +20°C and for 50% relative humidity. High temperatures shorten the time, low temperatures prolong the time.

QIS CARBON CY 600

BRAIDED, DOUBLE-DIRECTION CARBON FIBER WEAVING
FOR STRUCTURAL STRENGTHENING



DESCRIPTION

QIS CARBON CY 600 is a heat-treated 600 gr/m² braided fabric fabric formed with E glass fiber-thermoplastic fibers placed perpendicular to the axis of double-way carbon-based fibers used for structural reinforcement.

USAGE AREAS

In bending and shear loads of structural elements (reinforced concrete, stone and brick wall, wood);

- In reinforcing reinforced concrete beams against bending and cutting,
- In reinforcing reinforced concrete slabs against bending,
- In strengthening reinforced concrete columns against pressure, increasing ductility,
- In the reinforcement of missing reinforcement,
- In structural strengthening,
- In seismic reinforcement of masonry walls (brick, stone),
- In the dome, vault and minaret reinforcement of historical monuments.

CHARACTERISTICS

- It is easy to transport within the construction site.
- Since their weft is strengthened by heat treatment, it can be cut in both directions.
- Since it has low density, it does not bring additional load to the reinforced structure.
- Since it is bidirectional, it can be safely applied in all kinds of strengthening works.

APPLICATION METHOD

Surface Preparation

- Before application, the surface should be free from adhesive substances such as dust, oil, paint, curing, water repellent.
- Cracks, gaps, carbonation or corroded parts on the surface should be repaired and cleaned.
- QIS REPFIX 100 S, QIS REPFIX 500 S cement-based anti-corrosion and repair mortars can be used in repairs.
- The corners should be rounded at least 10mm in diameter.
- The tensile strength of the application surface shall be at least 1.0 N/mm².
- During the application, the moisture rate on the surface should not be above 5%.

Application

- QIS CARBON CY 600 should be cut to the extent necessary with suitable scissors or craft knife.

- After applying QIS CARBON EPO epoxy adhesive (~1.0 - 1.5 kg/m² first layer, ~0.5-0.8 kg/m² subsequent layers) to the surface with a roll, QIS CARBON CY 600 is placed by stretching in line with its fibers.
- The applied epoxy adhesive should be pressed against the fibers with the roller so that it comes out of the fibers of the fabric and there is no air gap.
- Then, QIS CARBON EPO adhesive should be applied again to ensure that the QIS CARBON CY 600 material is laminated between two layers of epoxy.
- If two or more layers are to be applied, lamination should be provided by applying QIS CARBON EPO roll between each layer and pressing with QIS CARBON CY 600 fabric roll.
- If the surface is to be plastered later, after the final layer of QIS CARBON EPO, it should be roughened by sprinkling the toothed sand while it is still wet.
- In cases where overlay share is not reported in the strengthening project, at least 10 cm QIS CARBON CY 600 should be overlapped. In applications with more than one floor, the overlap location should be staggered.
- After the material is applied, the surface should be protected from external factors such as rain for 24 hours.

PACKAGING AND STORAGE

25 m² Roll (50 cm x 50 m)

In its original packaging, when stored in ventilated, dry and protected environments at +5°C/+25°C, protected from sun, rain and frost, its shelf life is 2 years from the date of manufacture.

SAFETY PRECAUTIONS

Gloves, protective clothing, masks/goggles should be used during mixing and application, and contact of the product with eyes, mouth and skin should be prevented. In case of contact with skin, it should be washed with plenty of water, and in case of contact with eyes and swallowing, a doctor should be consulted.

TECHNICAL DATA

Material structure	Carbon fiber
Color	Black
Unit Weight	600 gr/m ²
Carbon thread thickness	12K or 24K
Width	50 cm
Section thickness	0.52 mm
Elongation of Rupture	1.8%
Elasticity module	240.000 N/mm ²
Tensile strength	4200 N/mm ²

The above values are given at +20°C and for 50% relative humidity.
High temperatures shorten the time, low temperatures prolong the time.

QIS CARBON EPO

EPOXY-BASED SATURATION RESIN AND ADHESIVE



DESCRIPTION

It is a two-component, solvent-free, thixotropic, epoxy-based saturation resin and adhesive.

USAGE AREAS

- It is used in the application of QIS CARBON fibers by dry application method.

CHARACTERISTICS

- It is easy to mix, easy to apply with a trowel and saturation roller.
- It is for manual saturation.
- Their mechanical strength is high.
- It is applied on vertical and overhead surfaces.
- It provides good adherence to many surfaces.
- It has high mechanical properties.
- A separate primer application is not required underneath.
- It is solvent-free.

APPLICATION METHOD

Surface Preparation

The application surface should be free from all kinds of dust, dirt, weak and volatile particles, cement grout residues, oil and grease and should be dry. The concrete bottom surface shall be clean, solid and have sufficient compressive strength (at least 25 N/mm²), tensile strength (pull-off) shall be at least 1.5 N/mm². The application surface should be cleaned using methods such as compressed air retention, etc. in order to provide the maximum adhesion strength. Weak concrete parts should be broken and repaired with high strength repair mortar and restored.

Mixing

Once component B has been added to component A, it should be stirred with a low-speed, electric mixer (up to 400 rpm) for 2-3 minutes until a homogeneous colour is obtained.

Application

QIS CARBON TY 300 /CY 600 is cut and made ready according to the place of application. The prepared QIS CARBON EPO mixture is applied to the concrete with spatula or roll. Then, it is placed on QIS CARBON TY 300/CY 600 and epoxy is glued to the carbon by hand.

During bonding, it is ensured that the epoxy underneath comes out with a slightly serrated plastic roll. This process is performed on the entire surface in a homogeneous manner so that the epoxy rises to the upper surface, and if the epoxy is insufficient, the carbon fibers are saturated with epoxy by pulling the QIS CARBON EPO again. Carbon fibers do not burn, but epoxy can catch fire after a certain temperature. For this reason, after applying very fine epoxy on the carbon fiber, dry sand is sprinkled and plastered on it. The sprinkled sand provides adherence between the carbon fiber and the plaster to be made.

CONSUMPTION

1.0-1.5 kg / m²

PACKAGING AND STORAGE

10 kg set (8 kg [A] + 2 kg [B])

In its original packaging, when stored in ventilated, dry and protected environments at +5°C/+25°C, protected from sun, rain and frost, its shelf life is 1 year from the date of manufacture.

SAFETY PRECAUTIONS

Gloves, protective clothing, masks/goggles should be used during mixing and application, and contact of the product with eyes, mouth and skin should be prevented. In case of contact with skin, it should be washed with plenty of water, and in case of contact with eyes and swallowing, a doctor should be consulted.

TECHNICAL DATA

Color	Gray
Mixture Density (A+B)	1,27±0,03 kg/lit
Temperature of the Floor to be Applied	(+5°C) - (+35°C)
Mixing Ratio (By Weight)	4 unit A: 1 unit B
Container Life	~ 30 minutes
Adhesion to concrete	4,0 N/mm ²
Bending Strength	40 N/mm ²
Compressive Strength	80 N/mm ²
Tensile strength	30,0 Mpa
Full Curing Time	7 days

The above values are given at +20°C and for 50% relative humidity. High temperatures shorten the time, low temperatures prolong the time.

QIS CARBON EPO PL

EPOXY BASED CARBON PLATE ADHESIVE



DESCRIPTION

It is a two-component, solvent-free, epoxy-based, thixotropic adhesive and smoothing paste used in the bonding of carbon reinforcement plates.

USAGE AREAS

- QIS CARBON is used for bonding plates to the surface,
- In the restoration of concrete, natural stone, gas concrete, brick, ceramic, historical buildings, filling of corners and cracks.

CHARACTERISTICS

- Their mechanical strength is high.
- It is applied on vertical and overhead surfaces.
- It provides good adherence to many surfaces.
- It has high mechanical properties.
- It is solvent-free.

APPLICATION METHOD

Surface Preparation

The application surface should be free from all kinds of dust, dirt, weak and volatile particles, cement grout residues, oil and grease and should be dry. The concrete bottom surface shall be clean, solid and have sufficient compressive strength (at least 25 N/mm²), tensile strength (pull-off) shall be at least 1.5 N/mm². The application surface should be cleaned using methods such as compressed air retention, etc. in order to provide the maximum adhesion strength. Weak concrete parts should be broken and repaired with high strength repair mortar and restored.

Mixing

Once component B has been added to component A, it should be stirred with a low-speed, electric mixer (up to 400 rpm) for 2-3 minutes until a homogeneous colour is obtained.

Application

The bonding process is performed by applying it to the material and concrete surface to be bonded with QIS CARBON EPO PL spatula. In carbon plate bonding, the resin applied to the plate is glued manually on the resin applied concrete surface after pulling itself for a while so that there is no air gap. When doing this, it is rolled over the plate with a roller or a roll. The part of the epoxy resin at the bottom above the carbon plate should be cleaned. If plastering is desired on the finished application, the finished surface is coated with QIS EPO PRIMER SF epoxy primer and dry silica sand is sprinkled and the surface is made suitable for plastering.

CONSUMPTION

Variable

PACKAGING AND STORAGE

5 kg set (2,5 kg (A) + 2,5 kg (B))

In its original packaging, when stored in ventilated, dry and protected environments at +5°C/+25°C, protected from sun, rain and frost, its shelf life is 1 year from the date of manufacture.

SAFETY PRECAUTIONS

Gloves, protective clothing, masks/goggles should be used during mixing and application, and contact of the product with eyes, mouth and skin should be prevented. In case of contact with skin, it should be washed with plenty of water, and in case of contact with eyes and swallowing, a doctor should be consulted.

TECHNICAL DATA

Color	Gray
Mixture Density (A+B)	1,60±0,03 kg/l
Temperature of the Floor to be Applied	(+5°C) - (+35°C)
Mixing Ratio (By Weight)	1 unit A: 1 unit B
Container Life	~ 30 minutes
Adhesion to concrete	4,0 N/mm ²
Full Curing Time	7 days

The above values are given at +20°C and for 50% relative humidity. High temperatures shorten the time, low temperatures prolong the time.

QIS EPO INJECT 2K

EPOXY BASED INJECTION SYSTEM FOR STRENGTHENING PURPOSES



DESCRIPTION

QIS EPO INJECT 2K is an epoxy-based, two-component, non-filling injection resin that fills the fractures and cracks formed in the structural elements where it is injected as an excellent diffusion thanks to its low viscosity.

USAGE AREAS

- In damaged concrete, columns, beams, walls and similar building elements,
- To reinforce the structure by filling the static cracks in reinforced concrete, stone and full brick structures.

CHARACTERISTICS

- Thanks to its low viscosity, it diffuses very well to the structures.
- It fills the crack where it is injected without losing volume and allows it to adhere.
- It can be injected into damp concrete.

APPLICATION METHOD

Surface Preparation

Cracks up to the surface are opened along the crack to form an inverted cone approximately 5 - 10 mm wide and 10 - 12 mm deep. Dust, dirt, etc. are removed with compressed air.

Application

Packers allow QIS EPO INJECT 2K epoxy resin to be injected into cracks in concrete to reach and fill. Packers are placed into the drilled hole. QIS EPO INJECT 2K is injected into the placed packers via its nozzles with an injection pump. The injection process is performed with special pumps (single or double head). The QIS EPO INJECT 2K should be applied with a single-headed pump if used quickly, otherwise with a double-headed pump. The working pressure must not exceed 5 bar. In general, when an injection is started from a packer, it is waited until QIS EPO INJECT 2K comes from the other nearest packer or packers. QIS EPO INJECT 2K (epoxy resin) proceeds with its own capillary pressure, not with increased pump pressure in capillaries.

CONSUMPTION

Variable

PACKAGING AND STORAGE

6 kg set (4 kg [A] + 2 kg [B])

In its original packaging, when stored in ventilated, dry and protected environments at +5°C/+25°C, protected from sun, rain and frost, its shelf life is 1 year from the date of manufacture.

SAFETY PRECAUTIONS

Gloves, protective clothing, masks/goggles should be used during mixing and application, and contact of the product with eyes, mouth and skin should be prevented. In case of contact with skin, it should be washed with plenty of water, and in case of contact with eyes and swallowing, a doctor should be consulted.

TECHNICAL DATA

Specific gravity	1.10 kg/lit (A+B)
Color	Transparent
Viscosity	200-300 MPa.s
Application temperature	+5°C / +35°C
Flash Point	+65°C
Adhesion to concrete	2 N/mm ² (28 days, 20°C)
Compressive strength	65 N/mm ² (7 days, 20°C)
Bending strength	25 N/mm ² (7 days, 20°C)

The above values are given at +20°C and for 50% relative humidity. High temperatures shorten the time, low temperatures prolong the time.

QIS EPO GL 2K

EPOXY-BASED ADHESIVE and PRIMER WITH A SMOOTH CONSISTENCY



DESCRIPTION

It is an epoxy-based, two-component, solvent-free primer applied with a flowing brush or poured, used in the adherence of old concrete to new concrete or in connecting different types of materials.

USAGE AREAS

- In ensuring the adherence of the old concrete to the new concrete,
- Protection of reinforcements against corrosion before the application of repair mortars,
- In the bonding of different materials such as concrete, stone, metal,
- As an adhesive in planting orchards on horizontal surfaces or in the anchoring and assembly of reinforcement.

CHARACTERISTICS

- It is easy to apply. It can be applied both with a brush and by pouring.
- It provides excellent adherence between old and new concrete.
- The tensile stress and adhesion strength values obtained after the application are higher than the tensile strength of the concrete.
- It perfectly protects the reinforcements with its barrier effect against corrosion.
- It provides very good adherence even to damp surfaces.

APPLICATION METHOD

Surface Preparation

- The surface to be applied should be cleaned with a vacuum cleaner from substances that will weaken adherence such as dust, rust, oil, dirt.
- The free particles on the surface should be completely cleaned.
- Cracks must be repaired. Joints have to be repaired.
- Defects on the surface should be repaired before application.
- Steel surfaces should be cleaned of rust by sandblasting.
- The rust in the reinforcement should be cleaned, if necessary, new reinforcement should be added.
- If there is water leakage on the surface, it should be drained or sealed with a suitable plug.

Mixing

It is a two-component product and is in ready-made packages according to the mixture ratio. In order to obtain a homogeneous mixture, care should be taken that the product temperature is not less than 10°C. Component A should be quickly mixed with a mechanical stirrer in itself, and a hardener (component B) should be added. Components A and B are mixed with a mechanical stirrer for 3-4 minutes.

Application

For the adherence of the new concrete to the old concrete, the mixture should be applied to the old concrete surfaces with a brush or roller. Following this process, new concrete pouring should be started between 5 - 40 minutes depending on the air temperature or repair mortar should be applied.

Application Conditions

- Ambient and surface temperatures should not be below +5°C and above +30°C during the application.
- The operation and reaction times of resin-based systems are affected by ambient and ground temperature and relative humidity in the air. At low temperatures, the chemical reaction slows down, which prolongs the life and operating time. High temperatures accelerate the chemical reaction and the aforementioned times are shortened accordingly.

CONSUMPTION

1,6 kg / m² / mm

PACKAGING AND STORAGE

4 +1 kg Set

In its original packaging, when stored in ventilated, dry and protected environments at +5°C / +25°C, protected from sun, rain and frost, its shelf life is 1 year from the date of manufacture.

SAFETY PRECAUTIONS

Gloves, protective clothing, masks/goggles should be used during the application and contact of the product with eyes, mouth and skin should be prevented. In case of contact with skin, it should be washed with plenty of water, and in case of contact with eyes and swallowing, a doctor should be consulted.

TECHNICAL DATA

Component	A+B (epoxy+hardener)
Mixing Ratio	4+1 kg
Mixture density	1.55 g/cm ³ ± 0.05
Application temperature	10 - 30°C
Service temperature	-30°C / +80°C
Availability Period	45 Minutes (at 20°C, 50% RH)
Final Curing	7 days
Adhesion Strength to Concrete	> 3 N/mm ²
Compressive Strength	> 60 N/mm ² (7 days)

The above values are given at +20°C and for 50% relative humidity. High temperatures shorten the time, low temperatures prolong the time.





06

JOINT FILLERS AND ADHESIVES

QIS QBOND

QIS FIXMAX SR

QIS FIXMAX FLEX

QIS AQUA BOND

QIS FIXMAX FLEX PU

QIS POFIX

QIS POMA 35

QIS EPODERZ

QIS SL DERZ

QIS BITUMAS

QIS QBOND

TWO-COMPONENT, SOLVENT-FREE DILATATION BONDING AND REPAIR MORTAR



DESCRIPTION

QIS QBOND is a two-component, solvent-free, moisture-tolerant, paste-like and thixotropic epoxy repair and bonding mortar that does not shrink.

USAGE AREAS

- In the bonding of dilatation tapes,
- Indoors and outdoors,
- In the assembly and bonding of all kinds of steel and concrete elements,
- In the repair and bonding of all kinds of materials such as concrete, marble and stone.

CHARACTERISTICS

- It has high adhesion strength.
- Since it is thixotropic/trowel consistency, it does not sag.
- Strong adhesion to structures such as concrete, metal, wood, stone.
- It does not shrink. (non-shrink)
- It does not precipitate and sediment.
- It provides impermeability against mineral oils, petroleum and acids.
- It is resistant to vibration.
- No primer required.
- It can be opened to pedestrians in 24 hours and heavy traffic in 7 days.

APPLICATION METHOD

Surface Preparation

- The surface to be applied should be cleaned and free of foreign substances such as oil, rust, paint.
- According to the concrete surface condition, if necessary, the surface should be roughened and free of particles and dust.
- The concrete to be applied must be at least 28 days old and the concrete surface must be dry or slightly damp.

Mixing

- Component B is added into component A and mixed with a low-speed mixer for 3-4 minutes.
- Considering the pot life, the material should be mixed as necessary.
- At high temperatures, the pot life of the material is reduced.

Application

- QIS QBOND is applied to the surface with spatula or trowel immediately after mixing.

- It is applied as a 1.5 mm thick and 40 mm wide strip with the help of a trowel or spatula on both sides of the dilatation in order to bond the elastic dilatation tapes.
- After the dilatation tape is laid, the same application is applied to the upper part of the tape and the surface should be protected until the adhesive is completely dry and mechanical damage should be prevented.
- In general purpose bonding processes; if the product is used between two materials, it should be applied to both surfaces.
- After the desired thickness is applied, the parts to be bonded must be pressed on top of each other until the polymerization is completed.
- Application thickness should be between 2-30 mm in each layer.
- Additional coat applications should be performed after the previous layer has hardened. (18-24 hours)
- If metal surface applications cannot be performed immediately after the mixture, primer should be used.

CONSUMPTION

1.80 kg / m² / mm

PACKAGING AND STORAGE

5 kg set (4 kg A + 1 kg B)

Shelf life when stored in its original packaging at +10°C / +30°C in dry, protected and ventilated environments, protected from sun, rain and frost, is 12 months from the date of manufacture.

SAFETY PRECAUTIONS

Gloves, protective clothing, masks/goggles should be used during mixing and application, and contact of the product with eyes, mouth and skin should be prevented. In case of contact with skin, it should be washed with plenty of water, and in case of contact with eyes and swallowing, a doctor should be consulted.

TECHNICAL DATA

Specific gravity	1.70 kg/l (A+B)
Color	Gray
Working time	45-60 min. (20°C)
Initial hardening	12-24 hours (20°C)
Full Curing	7 days (20°C)
Service temperature	-15°C / +90°C
Application temperature	+5°C / +30°C
Compressive strength	40 N/mm ² (7days, 20°C)
Bending strength	25 N/mm ² (7days, 20°C)
Adhesion strength	3,6 N/mm ² (7days, 20°C)

The above values are given at +20°C and for 50% relative humidity. High temperatures shorten the time, low temperatures prolong the time.

QIS FIXMAX SR

ADHESIVE FOR TILES AND CERAMICS (C1TE)



DESCRIPTION

FIXMAX SR is a white or gray adhesive mortar used for adhesion of tiles and ceramics on concrete screed and plaster, with fine granulation, for 3-6 mm applications.

USAGE AREAS

- In indoor and outdoor spaces, on horizontal and vertical surfaces.

CHARACTERISTICS

- It does not sag or collapse.
- It is resistant to freeze-thaw cycle.
- It has high adhesion strength.
- It does not sag and does not slip
- It can be used indoors and outdoors.

APPLICATION METHOD

Surface Preparation

- The surface to be applied should be solid and clean.
- Surface repairs should be carried out 24 hours in advance and the surface should be completely free of materials that will prevent the adhesion of mortar such as oil-paint-powder.
- If the surface temperature to be applied is above 30°C, the surface should be moistened and care should be taken not to exceed 2% of the surface moisture rate during application.
- The moisture content should not exceed 0.5% on plaster or anhydrous surfaces.

Mixing

- 25 kg powder material is added to ~ 6.50 lt water.
- The required amount of water is placed in a clean bucket.
- The necessary powder product is added on it and it is mixed with a mixer until a homogeneous and lump-free mortar is obtained.
- After the material is rested for 5 minutes, it is started to be applied by stirring one last time.

Application

- Dişli seramik tarağı ile yüzeye QIS FIXMAX SR tabakası tek yönde çekilir. (İstenirse önce mala ile ince bir kontak tabakası çekilir.)
- Kaplama malzemesi harca yüzdürülerek yerleştirilir. (Gerekirse her seramiğin altına bir miktar harç sürülebilir.)
- Fuga aralıkları bırakılarak uygulama tamamlanır. (Fuga aralıkları 5x5 cm seramikte 3mm, 15x15cm'e kadar olan seramikte 4 mm, 15x15 cm üzeri seramikte 6-8mm civarında olmalıdır.)

Application Conditions

- FIXMAX SR mortar has a 30-40 minute wait time after application.
- Before application, the test should be performed by pressing the mortar with the finger, if the fingers are not contaminated with the mortar, the applied adhesive mortar should be scraped and re-adhesive should be applied.
- FIXMAX SR mortar thickness should not exceed 6 mm.
- In cases where the ground temperature is below +5°C, the material should not be applied.
- The material should be protected from rain, frost and direct sunlight within the first 12 hours after application.

- The material mixture should be made according to the work time and the appropriate amounts of material should be ready for use.
- After coating the ceramics, joints should be jointed after 24 hours.
- Joint spacing should be at least 3 mm.
- Surfaces such as absorbent and plaster should be primed.
- FIXMAX FLEX mortar should be used for floor heating or renovation works, ceramic coatings on ceramics, exterior coatings such as balcony terrace, adhesion of granite ceramic and natural stone coatings.
- FIXMAX SR can be used only if the applications to be made on anhydrite, sandblasted asphalt, gypsum-based structures and old ceramics are indoors.

CONSUMPTION

Ceramic size	Comb	Mortar thickness	Consumption
> 10x10 cm	4 mm	1-2 mm	1.2-2.4 kg/m ²
> 15x15 cm	6 mm	2-3 mm	2.4-3.6 kg/m ²
> 30x30 cm	8 mm	3 mm	3.6-4.2 kg/m ²
< 30x30 cm	10 mm	4 mm	5.6 kg/m ²

PACKAGING AND STORAGE

25 kg bag

Shelf life when stored in its original packaging at +10°C /+30°C in dry, protected and ventilated environments, protected from sun, rain and frost, is 12 months from the date of manufacture.

SAFETY PRECAUTIONS

Gloves, protective clothing, masks/goggles should be used during mixing and application, and contact of the product with eyes, mouth and skin should be prevented. In case of contact with skin, it should be washed with plenty of water, and in case of contact with eyes and swallowing, a doctor should be consulted.

TECHNICAL DATA

Water mixture ratio	~ 24-28% of powder product
Density	1.6 kg / lt
Initial tensile strength	≥ 0.50 N/mm ²
Tensile strength after immersion in water	≥ 0.50 N/mm ²
Tensile strength after heat aging	≥ 0.50 N/mm ²
Tensile strength after freeze-thaw cycle	≥ 0.50 N/mm ²
Tensile strength after open hold time	≥ 0.50 N/mm ²
Slip	≤ 5 mm
Operation time	2 hours
Grouting time	24 hours
Mortar coating time	30 minutes
Service temperature	-20°C / +80°C
Ground temperature	+5°C / +30°C
Mortar thickness	3 - 6mm
Color	Gray, white

The above values are given at +20°C and for 50% relative humidity. High temperatures shorten the time, low temperatures prolong the time.

QIS FIXMAX FLEX

FLEXIBLE CERAMIC, GRANITE, MARBLE ADHESIVE (C2TE)



DESCRIPTION

FIXMAX FLEX is a high performance polymer reinforced flexible adhesive mortar in gray and white color used in ceramic, marble and granite adhesion on concrete screed and plaster.

USAGE AREAS

- In indoor and outdoor spaces, on horizontal and vertical surfaces,
- On the facades of buildings, decorative coatings,
- In ceramic, granite and marble coating works

CHARACTERISTICS

- It does not sag or collapse.
- It is flexible.
- It is resistant to stresses and vibrations arising from freezing, thawing and temperature differences.
- It has high adhesion strength.
- It has an increased operating time.

APPLICATION METHOD

Surface Preparation

- The surface to be applied should be solid and clean.
- Surface repairs should be carried out 24 hours in advance and the surface should be completely free of materials that will prevent the adhesion of mortar such as oil-paint-powder.
- If the surface temperature to be applied is above 30°C, the surface should be moistened and care should be taken not to exceed 2% of the surface moisture rate during application.
- The moisture content should not exceed 0.5% on plaster or anhydrous surfaces.
- On absorbent surfaces such as gypsum, firstly, QIS PRIM 100 primer should be thinned by 1/1 ratio and primed, and application should be started 24 hours after primer.

Mixing

- 25 kg powder material is added to ~ 6.50 lt water.
- The required amount of water is placed in a clean bucket.
- The necessary powder product is added on it and it is mixed with the mixer for 3-5 minutes until a homogeneous and lump-free mortar is obtained.
- After the material is rested for 5 minutes, it is started to be applied by stirring one last time (30 seconds).

Application

- With the threaded ceramic comb, the FIXMAX FLEX layer is pulled to the surface in one direction (If desired, a thin contact layer is first pulled with a trowel).
- The coating material is placed by floating in the mortar (If necessary, some mortar can be applied under each ceramic).
- The application is completed by leaving grout gaps (grout gaps should be 3mm in 5x5cm ceramic, 4mm in ceramic up to 15x15cm, 6-8mm in ceramic over 15x15cm).

Application Conditions

Ceramics should be placed within 15-20 minutes after the application of FIXMAX FLEX mortar.

- In cases where the ground temperature is below +5°C, the material should not be applied.
- The material should be protected from rain, frost and direct sunlight within the first 12 hours after application.

CONSUMPTION

Ceramic size	Comb	Consumption
> 10x10 cm	6 mm	4-5 kg/m ²
> 15x15 cm	8 mm	4,5-5,5 kg/m ²
> 30x30 cm	8 mm	5,5-6,5 kg/m ²
< 30x30 cm	10 mm	5,5-7 kg/m ²

PACKAGING AND STORAGE

25 kg craft bag

Shelf life when stored in its original packaging at +10°C /+30°C in dry, protected and ventilated environments, protected from sun, rain and frost, is 12 months from the date of manufacture.

SAFETY PRECAUTIONS

Gloves, protective clothing, masks/goggles should be used during mixing and application, and contact of the product with eyes, mouth and skin should be prevented. In case of contact with skin, it should be washed with plenty of water, and in case of contact with eyes and swallowing, a doctor should be consulted.

TECHNICAL DATA

Water mixture ratio	~ 24-28% of powder product
Initial tensile strength	≥1 N/mm ²
Tensile strength after immersion in water	≥1 N/mm ²
Tensile strength after heat aging	≥1 N/mm ²
Tensile strength after freeze-thaw cycle	≥1 N/mm ²
Tensile strength after open hold time	≥ 0.50 N/mm ²
Slip	≤ 5 mm
Operation time	3 hours
Grouting time	24 hours
Mortar coating time	30 minutes
Service temperature	-20°C /+80°C
Ground temperature	+5°C / +30°C
Mortar thickness	3-8 mm
Color	Gray, white

The above values are given at +20°C and for 50% relative humidity. High temperatures shorten the time, low temperatures prolong the time.

QIS AQUA BOND

TEXTILE MEMBRANE BONDING MORTAR



DESCRIPTION

QIS AQUA BOND is a grey and white high adhesive strength polymer reinforced flexible adhesive mortar used for adhesion of QIS AQUA MAX textile membranes, marble and granite, specially formulated.

USAGE AREAS

- In the bonding of QIS AQUA MAX textile membranes,
- In indoor and outdoor spaces, on horizontal and vertical surfaces,
- In ceramic, granite and marble coating works

CHARACTERISTICS

- It does not sag or collapse.
- It is very flexible.
- It is resistant to stresses and vibrations arising from freezing, thawing and temperature differences.
- It has high adhesion strength.
- It has an increased operating time.

APPLICATION METHOD

Surface Preparation

- The surface to be applied should be solid and clean.
- Surface repairs should be carried out 24 hours in advance and the surface should be completely free of materials that will prevent the adhesion of mortar such as oil-paint-powder.
- If the surface temperature to be applied is above 30°C, the surface should be moistened and care should be taken not to exceed 2% of the surface moisture rate during application.
- The moisture content should not exceed 0.5% on plaster or anhydrous surfaces.
- On absorbent surfaces such as gypsum, firstly, QIS PRIM 100 primer should be thinned by 1/1 ratio and primed, and application should be started 24 hours after primer.

Mixing

- 25 kg powder material is added to ~ 6.50 lt water.
- The required amount of water is placed in a clean bucket.
- The necessary powder product is added on it and it is mixed with the mixer for 3-5 minutes until a homogeneous and lump-free mortar is obtained.
- After the material is rested for 5 minutes, it is started to be applied by stirring one last time (30 seconds).

Application

With the threaded ceramic comb, the QIS AQUA BOND layer is pulled to the surface in one direction (If desired, a thin contact layer is first pulled with a trowel).

After the textile membrane is bonded to the surface, the application is completed by using adhesive mortar at the points where the textile membranes are mounted.

Application Conditions

Textile membranes or ceramics should be placed within 15 minutes after the application of QIS AQUA BOND mortar.

- In cases where the ground temperature is below +5°C, the material should not be applied.
- The material should be protected from rain, frost and direct sunlight within the first 12 hours after application.

CONSUMPTION

Variable

PACKAGING AND STORAGE

25 kg Kraft Bag

Shelf life when stored in its original packaging at +10°C /+30°C in dry, protected and ventilated environments, protected from sun, rain and frost, is 12 months from the date of manufacture.

SAFETY PRECAUTIONS

Gloves, protective clothing, masks/goggles should be used during mixing and application, and contact of the product with eyes, mouth and skin should be prevented. In case of contact with skin, it should be washed with plenty of water, and in case of contact with eyes and swallowing, a doctor should be consulted.


TEKNİK VERİLER

Water mixture ratio	~ 24-28% of powder product
Initial tensile strength	≥ 1 N/mm ²
Tensile str. after immersion in water	≥ 1 N/mm ²
Tensile strength after heat aging	≥ 1 N/mm ²
Tensile strength after freeze-thaw cycle	≥ 1 N/mm ²
Tensile strength after open hold time	≥ 0.50 N/mm ²
Slip	≤ 5 mm
Operation time	3 hours
Grouting time	24 hours
Mortar coating time	30 minutes
Service temperature	-20°C / +80°C
Ground temperature	+5°C / +30°C
Mortar thickness	3 - 8 mm
Color	Gray, white

The above values are given at +20°C and for 50% relative humidity. High temperatures shorten the time, low temperatures prolong the time.

QIS FIXMAX FLEX PU

SOLVENT-FREE POLYURETHANE CERAMIC ADHESIVE AND WATERPROOFING COATING



DESCRIPTION

FIXMAX FLEX PU is a two-component, water and frost resistant, polyurethane-based, multi-purpose, adhesive mortar for large-sized coating materials such as ceramic, granite, ceramic, wood, parquet, with high adhesive strength and high elasticity, with reduced slip.

USAGE AREAS

- It is used for sticking coating materials such as ceramics with low water absorption rate on solid, dust-free and low water absorption cement-based plaster, screed, primed concrete, metal and wooden surfaces, indoors and outdoors, on horizontal and vertical surfaces. It provides a safe adhesion by absorbing heat changes.
- Vibrating surface movements, form changes such as expansion and shrinkage in a very flexible way, especially in environments and surfaces that require high elasticity and strength. It is used on the old ceramic coated surface.
- On horizontal and vertical floors in ceramic bonding applications
- On metal or wooden floors.
- It is used for bonding coating materials such as ceramic, granite ceramic to various surfaces such as concrete, metal, wood chipped cement board (betopan), wood, drywall.
- It is suitable for use in gluing parquet.
- It is used in underfloor heating applications.

CHARACTERISTICS

- It has high elasticity and adhesion strength.
- It has high tensile-rupture strength.
- It is resistant to water and frost.
- It is easy to prepare and apply.
- It does not contain solvent.
- It has high elasticity.
- It has high adhesion strength.

APPLICATION METHOD

Surface Preparation

- The surface to be applied should be solid and clean.
- Surface repairs should be carried out 24 hours in advance and the surface should be completely free of materials that will prevent the adhesion of mortar such as oil-paint-powder.
- Repair of surface defects with a depth of more than 1 cm should be done with QPOX epoxy repair mortar 6 - 8 hours before adhesion mortar application.
- It should be checked whether there is rust formation on metal surfaces. If there is rust, it should be cleaned.
- If the surface temperature to be applied is above 30°C, the surface should be moistened and care should be taken not to exceed 2% of the surface moisture rate during application.
- The moisture content should not exceed 0.5% on plaster or anhydrous surfaces.
- On absorbent surfaces such as gypsum, PRIMER ASTAR should first be thinned 1/1 and primed, and application should be started 24 hours after primer.
- In wooden surface applications, unstable parts on the surface should be renewed before starting the ceramic coating process, and the joints of the wooden coating material should be fixed at 30 cm intervals so that they do not vibrate.
- MegaFilm Iso Epo or MegaFilm Iso PU primer based on surface absorbency.

Mixing

- 25 kg powder material is added to ~ 6.50 lt water.
- The required amount of water is placed in a clean bucket.
- The necessary powder product is added on it and it is mixed with the mixer for 3-5 minutes until a homogeneous and lump-free mortar is obtained.
- After the material is rested for 5 minutes, it is started to be applied by stirring one last time (30 seconds).

Application

- With the threaded ceramic comb, the FIXMAX FLEX PU layer is pulled in one direction to the surface. (If desired, a thin contact layer is first pulled with a trowel.)
- The coating material is placed by floating it to the mortar. (If necessary, some mortar can be applied under each ceramic.)
- The application is completed by leaving grout gaps (grout gaps should be 3 mm in 5x5 cm ceramic, 4mm in ceramic up to 15x15 cm, 6-8 mm in ceramic over 15x15 cm).

Issues to be Considered in Practice

- Ceramics should be placed within 15-20 minutes after the application of FIXMAX FLEX PU mortar.
- In cases where the ground temperature is below +5°C, the material should not be applied.
- The material should be protected from rain, frost and direct sunlight within the first 12 hours after application.

CONSUMPTION

Ceramic size	Comb	Consumption
> 10x10 cm	6 mm	4-5 kg/m ²
> 15x15 cm	8 mm	4,5-5,5 kg/m ²
> 30x30 cm	8 mm	5,5-6,5 kg/m ²
< 30x30 cm	10 mm	5,5-7 kg/m ²

PACKAGING AND STORAGE

7 kg Set.

6.25 kg Component A + 0.75 kg Component B

Shelf life when stored in its original packaging at +10°C /+30°C in dry, protected and ventilated environments, protected from sun, rain and frost, is 12 months from the date of manufacture.

SAFETY PRECAUTIONS

Gloves, protective clothing, masks/goggles should be used during mixing and application, and contact of the product with eyes, mouth and skin should be prevented. In case of contact with skin, it should be washed with plenty of water, and in case of contact with eyes and swallowing, a doctor should be consulted.

TECHNICAL DATA

Initial shear adhesion strength	≥ 2 N/mm ²
Shear adhesion strength after immersion in water	≥ 2 N/mm ²
Shear adhesion str. after thermal shock	≥ 2 N/mm ²
Tensile adhesion str. after open holding time (after 20 minutes)	≥ 0,5 N/mm ²
Slip	≤ 0,5 mm
Operation time	45-60 minutes
Service temperature	-20°C / +80°C
Ground temperature	+5°C / +30°C

The above values are given at +20°C and for 50% relative humidity. High temperatures shorten the time, low temperatures prolong the time.

QIS POFIX

POLYSULFIDE BASED, DOUBLE COMPONENT, HIGH PERFORMANCE GROUTING SEALANT



DESCRIPTION

QIS POFIX is a two-component, elastomeric, high-performance polysulfide joint filler.

USAGE AREAS

- On all interior and exterior horizontal and vertical surfaces,
- In the joint details of prefabricated elements,
- In construction expansion-dilatation joints,
- In airports, bridges, tunnels and highways,
- In industrial concrete floors,
- In water and wastewater tanks, sewerage pipes,
- In industrial and chemical waste facilities, oil and gas stations,
- On surfaces such as steel, aluminum, metal, copper, stone, plastic, wood, glass brick, concrete.

CHARACTERISTICS

- It is resistant to UV and ozone.
- It is suitable for use on horizontal and vertical surfaces.
- It has high chemical resistance.
- Resistance to jet fuel and oils.
- It does not contain solvent.
- It does not shrink and does not crack.
- It is antibacterial.
- It has high adhesion feature.
- It provides permanent impermeability.
- It can be used in drinking water tanks.
- It is not affected by weather conditions and expansion movements.
- It has high elasticity-elastoplastic values.

APPLICATION METHOD

Surface Preparation

- Before application, joints should be free from substances such as dust, oil, paint, curing, bitumen and the surface of the joint should be dry.
- On wooden surfaces, raised and swollen areas should be sanded.
- On metal surfaces; rust, dirt and oils should be thoroughly cleaned.
- On cement-based surfaces; joints should be cleaned with a wire brush.
- Before application, a polyethylene wick can be used to support the joint paste from the bottom and adjust its depth.

Lining

- Before applying QIS POFIX, QIS PU ASTAR 1K should be applied on the surface where the product will be applied.
- Before applying the primer, the surface wire brush should be cleaned and dusted, the primer should be applied with a brush and mastic can be applied while the primer is 'tack free' (there will be a slight adhesion when touched with a finger, but the finger will not get wet).

Mixing

Components A and B are mixed with the drill at low speed (200-300 rpm) for 3-5 minutes until homogeneous. It should be ensured that the material is completely mixed.

Application

- QIS POFIX is applied by pouring or with a trowel.
- In order for the material to stick well, the application can be completed by pressing the material towards the joint edges with the spatula immediately after the application.
- In the application to concrete joints, it should be ensured that the concrete is at least 28 days old and the surface is dry.
- After the material is applied, it should be protected against water for 12-24 hours and against oils for 3-4 days.
- It should be applied within a maximum of 10 minutes after mixing the product.

Application Conditions

Joint width should be between maximum	10-200 mm.
Joint depth; Optimum width: depth ratio	2:1
Joint surface / application	Minimum Depth
Flat and shiny like glass, metal	5 mm
Permeable and vertical	10 mm
Exposure to hydrostatic pressure	20 mm
Traffic exposure	20 mm

CONSUMPTION

8,00 kg / 10 cm x 5 cm x 1 m
2,00 kg / 5 cm x 2,5 cm x 1 m

PACKAGING AND STORAGE

11kg Set (10 kg Component A + 1 kg Component B)
Shelf life when stored in its original packaging at +10°C /+30°C in dry, protected and ventilated environments, protected from sun, rain and frost, is 12 months from the date of manufacture.

SAFETY PRECAUTIONS

Gloves, protective clothing, masks/goggles should be used during mixing and application, and contact of the product with eyes, mouth and skin should be prevented. In case of contact with skin, it should be washed with plenty of water, and in case of contact with eyes and swallowing, a doctor should be consulted.

TECHNICAL DATA

Material structure	Polysulfide
Color	Black (A+B mixture)
Density	1.60 ±0.05 kg / lt
Shore A Hardness	15-25
Tensile Strength	> 400%

The above values are given at +20°C and for 50% relative humidity.
High temperatures shorten the time, low temperatures prolong the time.

QIS POMA 35

ONE-COMPONENT POLYURETHANE-BASED GROUTING SEALANT



DESCRIPTION

QIS POMA 35 is a one-component, elastomeric, moisture-curing, one-component polyurethane joint sealant.

USAGE AREAS

It is used in horizontal and vertical surfaces in indoor and outdoor spaces, joint filling of structures such as steel, aluminum, metal, copper, stone, plastic, wood, concrete, roof gutters and parapets, as an adhesive in the joining of light elements, industrial floors, between precast wall panels, in the joining details of prefabricated elements, expansion joints.

CHARACTERISTICS

- It is resistant to water, industrial detergent, hydrocarbon resin and other chemicals. (consult for list)
- It is antibacterial.
- It has high adhesion feature.
- It provides permanent waterproofing.
- It is long lasting.
- It can be painted. (with water-based acrylic paint)
- It does not require the use of primer.
- It is not affected by weather conditions, expansion movements.

APPLICATION METHOD

Surface Preparation

- Before application, the surface should be free from dust, oil, paint, curing, bitumen and the joint surface should be dry.
- On wooden surfaces, raised and swollen areas should be sanded.
- On metal surfaces; rust, dirt and oils should be thoroughly cleaned.
- On cement-based surfaces; joints should be cleaned with a wire brush.
- Before application, a polyethylene wick can be used to support the joint paste from the bottom and adjust its depth.

Application

- QIS POMA 35 is applied with a cartridge/sausage gun.
- When using cartridges, the plug at the end is drilled and the end of the plastic mouthpiece is cut and attached according to the joint size.

- In the use of sausage, the sausage is placed in the gun tube, the tip is cut and the gun is closed and the application is made.
- In order for the material to stick well, it is necessary to complete the application by pressing the material towards the joint edges with the spatula immediately after the application.
- After application, the product should be protected against water for 2-3 hours.
- When applying to concrete surfaces, it should be ensured that the concrete is at least 28 days old and the surface is dry.
- During application, contact of the product with the skin should be prevented, and in case of contact, it should be washed with plenty of water.

CONSUMPTION

Variable

PACKAGING AND STORAGE

600 ml of sausage

Shelf life when stored in its original packaging at +10°C /+30°C in dry, protected and ventilated environments, protected from sun, rain and frost, is 12 months from the date of manufacture.

SAFETY PRECAUTIONS

Gloves, protective clothing, masks/goggles should be used during mixing and application, and contact of the product with eyes, mouth and skin should be prevented. In case of contact with skin, it should be washed with plenty of water, and in case of contact with eyes and swallowing, a doctor should be consulted.

TECHNICAL DATA

Shore A hardness	~ 35
Specific gravity	~ 1.15 gr / ml
Service temperature	-35°C / +80°C
Application temperature	+5°C / +35°C
Curing speed	60-100 minutes (20°C, 50% humidity)
Curing thickness	> 2.5 mm (24 hours, 20°C)
Elasticity module	~ 0.20 Mpa
Tensile strength	~ 0.40 N/mm ² (100%, +20°C)
Mobility	25%
Flexibility	1000%
Color	Grey, red, black, white, green, beige

The above values are given at +20°C and for 50% relative humidity. High temperatures shorten the time, low temperatures prolong the time.

QIS EPODERZ

EPOXY BASED CERAMIC ADHESIVE AND JOINT FILLER



DESCRIPTION

Solvent-free, epoxy based, two-component, chemical resistant ceramic adhesive and joint filler. It is used in coating materials such as ceramics, tiles, granite ceramics, glass mosaics, in joint applications between 2-10 mm, in environments requiring special resistance to acids and alkalis, in bonding to walls and floors, grouting and renewing worn joints.

USAGE AREAS

- In indoor and outdoor spaces, wall and floor,
- Wet volumes,
- Swimming pools,
- Cement-based screeds and plasters,
- Metal surfaces,
- It can be applied on ceramic coated surfaces.

CHARACTERISTICS

- It provides superior resistance to strong acids, bases and oils.
- It is antibacterial and prevents the formation of bacteria, fungi and mold.
- It provides waterproofing against leaks.
- It has high pressure and wear resistance.
- It is suitable for drinking water contact.
- It has high resistance to cleaning materials such as bleach, saltwater, lime remover.

APPLICATION METHOD

Surface Preparation

- The surface should be clean, dry, smooth and solid, and should be completely cleaned by scraping plasters thinner than 3 mm on the surface.
- Significant defects or holes in the surface should be repaired with QIS REPFIX at least 24 hours before QIS EPODERZ application.
- When jointing with QIS EPODERZ, care should be taken to ensure that the joint gaps are dry and clean, and all kinds of cement and adhesive residues should be removed.

Application

- All two components in the bucket should preferably be thoroughly mixed with a low speed mixer until they become a homogeneous paste.
- If the two components are not to be consumed completely, the mixture ratio of both components by weight must be 93.3/6.7 (component A/ B).
- For applications to be made at temperatures below 15 °C, QIS EPODERZ should be kept in a warm place one day in advance for ease of application and slipperiness. However, QIS EPODERZ must be at room temperature during application.

In the bonding of ceramics;

- The mortar should be applied to the surface and its thickness should be adjusted with a toothed steel trowel. The thread size of the trowel should be determined according to the size of the ceramic to be laid and the smoothness of the surface to be applied.
- For good adhesion, the air should be expelled by applying force with the help of a rubber hammer. QIS EPODERZ stains on ceramics should be cleaned before drying with a warm, damp sponge.

In the application of grouting;

- The QIS EPODERZ must be filled in the cavities with spatula or pistol.
- During application, the QIS EPODERZ on the coating should be thoroughly cleaned with warm water and damp sponge before freezing. After freezing, QIS EPODERZ is very difficult to clean.

CONSUMPTION

Consumption as ceramic adhesive: 1,5 - 1,8 kg/m² (for 1 mm thickness). Consumption for grouting; Variable

PACKAGING AND STORAGE

5 kg plastic bucket

Shelf life when stored in its original packaging at +10°C /+30°C in dry, protected and ventilated environments, protected from sun, rain and frost, is 12 months from the date of manufacture.

SAFETY PRECAUTIONS

Gloves, protective clothing, masks/goggles should be used during mixing and application, and contact of the product with eyes, mouth and skin should be prevented. In case of contact with skin, it should be washed with plenty of water, and in case of contact with eyes and swallowing, a doctor should be consulted.

TECHNICAL DATA

As a joint filler;

Abrasion resistance	≤ 250 mm ³
Bending strength	≥ 30 N/ mm ²
Compressive strength	≥ 45 N/mm ²
Shrinkage	≤ 1,5 mm/m
Water absorption (after 240 min.)	≤ 0,1 g

As a ceramic adhesive;

Initial shear adhesion strength	≥ 2 N/mm ²
Shear adhesion strength after immersion in water	≥ 2 N/mm ²
Tensile adhesion strength after open hold time (after at least 20 minutes)	≥ 0,5 N/mm ²
Shear adhesion strength after thermal shock	≥ 2 N/mm ²
Slip	≤ 0,5 mm

The above values are given at +20°C and for 50% relative humidity. High temperatures shorten the time, low temperatures prolong the time.

QIS SL DERZ

FILLING MATERIAL FOR 1 - 6 mm JOINTS



DESCRIPTION

QIS SL DERZ is a filling material for flexible, silicone, 1-6 mm joints used as tiles, ceramics, marble, granite, grout mortar.

USAGE AREAS

- In indoor and outdoor spaces, on horizontal and vertical surfaces,
- Tile, ceramic, glass mosaic, marble, granite joints,
- In underfloor heating systems,
- In wet volumes.

CHARACTERISTICS

- Suitable for joints 1-6 mm wide.
- It adheres well to the ceramic edges.
- It is resistant to freeze-thaw cycle.
- Resistant to shocks and vibrations.
- It's flexible.
- It is water-repellent.
- It is resistant to contamination.
- It is resistant to the formation of mold and fungi.

APPLICATION METHODS

Surface Preparation

- The ceramic adhesive mortar must be thoroughly hardened.
- Joints should be cleared of substances that prevent adhesion, cleaned and moistened with a wet sponge.

Mixing

- QIS SL DERZ is added to clean water and mixed. (Water ratio 30-35% by weight of powdered product)
- 6 - 7 lt of water is added for 20 kg of powdered product.
- 3 - 3.5 lt of water is added for 10 kg of powdered product.
- After the mixed material is kept for about 5 minutes, it is applied again by stirring for 30 seconds.

Application

- The material is spread on the ceramics with a rubber joint spreading trowel and filled into the joint cavities in parallel and then cross-filled.
- The excess material is stripped off the surface with a soft-tipped spatula. After 15-30 minutes, it is cleaned with a damp sponge.
- After the material is dried, it is polished with a dry, clean cloth.
- The application should not be done directly under the sun, in places exposed to wind and under rain.
- On underfloor heating, the heating system must be switched off 24 hours before application.

PACKAGING AND STORAGE

20 kg bag

Shelf life when stored in its original packaging at +10°C /+30°C in dry, protected and ventilated environments, protected from sun, rain and frost, is 12 months from the date of manufacture.

SAFETY PRECAUTIONS

Gloves, protective clothing, masks/goggles should be used during mixing and application, and contact of the product with eyes, mouth and skin should be prevented. In case of contact with skin, it should be washed with plenty of water, and in case of contact with eyes and swallowing, a doctor should be consulted.

TECHNICAL DATA

Density	1.10 kg ±0.02 kg / lt
Water ratio	30-35% of the powder product
Wear resistance	≤ 1000 mm ³ (EN 12808-2)
Compressive Strength	≥ 15 N / mm ² (EN 12808-3)
Bending Strength	≥ 2,5 N / mm ² (EN 12808-3)
Shrinkage	≤ 3 mm/m (EN 12808-4)
Water absorption	≤ 2 (30 minutes) (EN 12808-5)
Resting time	5-10 minutes
Operation time	~1 hour
Service temperature	-30°C / +80°C
Application floor temperature	+5°C / +35°C
Application thickness	1-6 mm
Opening time for use	12 hours wall, 24 hours floor
Opening to pedestrian traffic	7 days

The above values are given at +20°C and for 50% relative humidity. High temperatures shorten the time, low temperatures prolong the time.

QIS BITUMAS

ELASTOMERIC BITUMEN-RUBBER BASED, SUPER ELASTIC JOINT FILLER



DESCRIPTION

QIS BITUMAS is an elastomeric bitumen-rubber based, super elastic joint sealant used by heating in horizontal and vertical joints.

USAGE AREAS

- Dilatations, Joints
- Joints of wide-surface concrete coatings,
- Dams, Canals and Canalettes,
- Other places with the possibility of expansion. It is used for water impermeability, filling, repair and bonding.
- It is used for mounting glass road buttons on asphalt.

CHARACTERISTICS

- Very elastic. It maintains elasticity between -20°C and $+80^{\circ}\text{C}$.
- It can be heated in a double-walled special boiler or directly on the stove.
- It does not mix with drinking water.

APPLICATION METHOD

Surface Preparation

Surfaces to be applied should be dry and clean. Joint edges should be cleaned by wire brush, spiral motor or sandblasting. If possible, compressed air should be applied to the joint cavity. In order to ensure good adhesion, a coat of QIS BITUM ASTAR should be applied to the surfaces as a primer before application.

Application

Surfaces to be applied should be dry and clean. Joint edges should be cleaned by wire brush, spiral motor or sandblasting. If possible, compressed air should be applied to the joint cavity. In order to ensure excellent adherence, a coat of QIS BITUM ASTAR should be applied to the surfaces as a primer before application. After heating the QIS BITUMAS to a maximum temperature of $160-180^{\circ}\text{C}$, it is mixed and poured into the joint. Fine sand can be sprinkled on areas that will be exposed to traffic. Suitable for use after approximately 1 hour. If the temperature exceeds $160-180^{\circ}\text{C}$ or if it is heated and cooled several times, the product will lose its properties.

CONSUMPTION

Variable

PACKAGING AND STORAGE

18kg Tin

Shelf life when stored in its original packaging at $+10^{\circ}\text{C}$ / $+30^{\circ}\text{C}$ in dry, protected and ventilated environments, protected from sun, rain and frost, is 12 months from the date of manufacture.

SAFETY PRECAUTIONS

Gloves, protective clothing, masks/goggles should be used during mixing and application, and contact of the product with eyes, mouth and skin should be prevented. In case of contact with skin, it should be washed with plenty of water, and in case of contact with eyes and swallowing, a doctor should be consulted.

TECHNICAL DATA

TS NO	TS EN 14188-1
POS. NO	04.615
SPECIFIC GRAVITY	1,15 kg/dm ³
APPLICATION TEMPERATURE	130 - 160°C
Max. HEATING TEMPERATURE	≤180°C
FRAAS BREAKPOINT	-20°C (TS EN 12593)
SOFTENING POINT, °C	90°C (TS 120 EN 1427)
CONICAL PENETRATION (25°C)	33 (ASTM D 5329)
FLEXIBILITY%	38 (TS EN 13880-3)
YIELD RESISTANCE (at 60°C) mm	1 (TS EN 13880-5)
ASPHALT COMPATIBILITY	Suitable (TS EN 13880-9)

The above values are given at $+20^{\circ}\text{C}$ and for 50% relative humidity.
High temperatures shorten the time, low temperatures prolong the time.





07

CONCRETE ADDITIVES

QIS CRS LIQUID

QIS HYDRO N1

QIS HYDRO BP

QIS QLATEX

QIS QLATEX PRK

QIS ANTIFROST - 20

QIS ANTIFROST - 40

QIS FLUMAX M 300

QIS FLUMAX S 100

QIS FLUMAX H 100

QIS HYDRO MAX

QIS SVK 1000 T

QIS CRS LIQUID

CAPILLARY EFFECTIVE CRYSTALLIZED WATER IMPERMEABILITY ADDITIVE IN CONCRETE



DEFINITION

QIS CRS liquid is a concrete additive that provides structural water impermeability by filling the pores and capillary cavities in the concrete with the chemicals it contains.

USAGE AREAS

- In water reservoirs, dams, treatment plants, pools, drinking water reservoirs,
- Foundation concrete,
- Retaining wall,
- In bridges, tunnels and canals,
- In concrete resistant to chemical and environmental effects,
- In mass concrete,
- In precast elements.

CHARACTERISTICS

- Resistance to aggressive chemicals increases in concrete.
- It increases the strength of concrete against sulfuric acid and sulfate.
- It increases the freeze-thaw strength of concrete.
- It slows the corrosion of the reinforcement in the concrete.
- It has no corrosive effect. It won't damage the reinforcement.
- It does not contain chlorine.
- Capillary water impermeability effect in concrete is permanent and structural.
- It is resistant to water pressure up to 14 bar.
- It is resistant to positive and negative water pressure.
- It fills the cracks and capillary cavities that may occur later in the concrete. (max. 400 microns)
- It can be used in drinking water tanks. It is not poisonous.
- It increases the early and final compressive strength of concrete.

APPLICATION METHOD

In the ready-mixed concrete plant, together with concrete mixing water;

- After 70% use of the mixture water, QIS CRS LIQUID additive is added to the concrete.
- It is thoroughly mixed until a homogeneous mixture and the desired workability are obtained.

On the concrete in the trans-mixer in the ready-mixed concrete plant;

- When the trans-mixer is rotating on ready-mixed concrete in the trans-mixer, the concrete mixer truck may come out after the diluted QIS CRS LIQUID additive is slowly added and mixed for at least 5-10 minutes.

In the wet ready-mixed concrete in the trans-mixer at the construction site:

- The reconstituted QIS CRS LIQUID additive is slowly added to the ready-mixed concrete in the trans-mixer while the trans-mixer is rotating and the concrete is poured after mixing for at least 10-15 minutes.

In precast concrete plant:

- The QIS CRS LIQUID additive is added to the concrete with the mixture water or as the final component.

DOSAGE

- Water : cement ratio Usage (Cement weight)
< 0.50 2%
> 0.50 3%
- In order for the QIS CRS LIQUID additive to be effective, the water / cement ratio in the concrete must be at most 0.55.

WARNING

- Since the QIS CRS LIQUID additive contains water and the additive addition will increase the total concrete water/cement ratio, the consistency class should be produced as a subclass in the concrete plant.
- Thus, when QIS CRS LIQUID additive is added at the concrete casting site at the construction site, a desired upper consistency class will be obtained.
- There may be crusting/ crystallization in the dosing apparatus due to the material structure. Therefore, the apparatus should be washed regularly and thoroughly.
- Precautions should be taken against crusting/crystallization that may occur in the mixer.
- After the QIS CRS LIQUID additive is added, the wet ready-mixed concrete should be processed within ~45 minutes.

Adaptation

QIS CRS LIQUID can be used in conjunction with the following items; Portland cement, fly ash, slag. Test and consult our technical service before using with other concrete additives.

CONSUMPTION

For Concrete C25; 5 kg / m³
For Concrete C30; 6 kg / m³
For Concrete C35; 7 kg / m³
For Concrete C40; 8 kg / m³

PACKAGING AND STORAGE

30 kg bidon, 1000 kg IBC.
Shelf life when stored in its original packaging at +10°C /+30°C in dry, protected and ventilated environments, protected from sun, rain and frost, is 12 months from the date of manufacture.

SAFETY PRECAUTIONS

During application and mixing, contact of the material with the skin and eyes should be prevented, and in case of contact, it should be washed with plenty of water. In case of contact with eyes, they should be washed immediately with plenty of water and medical assistance should be obtained. Gloves, protective clothing / mask / goggles should be used during use.

QIS HYDRO N1

WATER IMPERMEABILITY ADDITIVE WITH NORMAL SET FOR MORTARS AND PLASTERS



DESCRIPTION

QIS HYDRO N1 is a liquid mortar additive used to ensure water impermeability by filling capillary cavities and pores in all kinds of mortars.

USAGE AREAS

- In all kinds of mortars,
- Indoors and outdoors,
- In swimming pools, water tanks, tunnels and water channels,
- On walls, terraces, basements and galleries.

CHARACTERISTICS

- It provides water impermeability.
- The setting time of the mortar is not affected.
- It improves the workability of the mortar.
- It is ready to use and practical.
- It is economical.
- It increases the freeze-thaw strength of the plaster.
- It does not contain chlorine.
- It does not prevent the mortar from breathing.
- It is not poisonous.

APPLICATION METHOD

Surface Preparation

- Cracked and damaged concrete surfaces should be repaired and roughened.
- If there is water leakage on the surface to be applied mortar, it should be prevented.

Application

Depending on the type of structure and the degree of water pressure, the plaster made with QIS HYDRO N1 additive is applied in 2-4 layers.

Mixture and Dosage

- The material should be thoroughly mixed before use.
- QIS HYDRO N1 is diluted with clean water and used as mortar mixed water.
- QIS HYDRO N1: WATER mixture ratio 1 : 10
(1 scale of QIS Hydro N1, 10 scales of Water)

CONSUMPTION

For 1 cm thick plaster application in 1 m² area; 0,150 kg of QIS HYDRO N1 is used.

PACKAGING AND STORAGE

30 kg Plastic Canister

In its original packaging, in dry, protected and ventilated environments at +10°C /+30°C, when stored protected from sun, rain and frost, its shelf life is 12 months from the date of production.

SAFETY PRECAUTIONS

During application and mixing, contact of the material with the skin and eyes should be prevented, and in case of contact, it should be washed with plenty of water. In case of contact with eyes, they should be washed immediately with plenty of water and medical assistance should be obtained. Gloves, protective clothing / mask / goggles should be used during use.

TECHNICAL DATA

Material appearance	Yellow liquid
Material structure	Silicate
Density	1.05 ± 0.02 kg / lt
pH	9 ± 2

The above values are given at +20°C and for 50% relative humidity.
High temperatures shorten the time, low temperatures prolong the time.

QIS HYDRO BP

POWDER ADDITIVE MATERIAL PROVIDING WATER IMPERMEABILITY IN PLASTER, SCREED AND CONCRETE



DESCRIPTION

QIS HYDRO BP is a hydrophobic, powdered additive used to ensure water and moisture impermeability by forming water insoluble crystals in all kinds of plasters, mortars and concrete.

USAGE AREAS

- In plaster mortars applied to inner and outer surfaces,
- On screeds under wet surfaces such as bathrooms, kitchens,
- In foundation concretes,
- In water tanks,
- In the manufacture of precast elements.

CHARACTERISTICS

- It provides water and moisture impermeability.
- It does not prevent the structure from breathing.
- It has water-repellent-hydrophobic properties.
- It does not contain chlorine.
- It extends the life of the reinforcement.
- The setting time of the mortar is not affected.
- It increases the strength of mortar.
- It does not change the workability of the mortar.

APPLICATION METHOD

Application

QIS HYDRO BP is first mixed with cement. Then, the sand, aggregate and finally water are added and mixed until a homogeneous mixture is obtained.

ADAPTATION

QIS HYDRO BP is suitable for use with the following materials;

- Portland cement types in ASTM standards.
- Synthetic fiber.

CONSUMPTION

0.6% of cement weight. (300 g of QIS HYDRO BP for 50 kg cement)

PACKAGING AND STORAGE

25 kg Kraft Bag


In its original packaging, in dry, protected and ventilated environments at +10°C /+30°C, when stored protected from sun, rain and frost, its shelf life is 12 months from the date of production.

SAFETY PRECAUTIONS

During application and mixing, contact of the material with the skin and eyes should be prevented, and in case of contact, it should be washed with plenty of water. In case of contact with eyes, they should be washed immediately with plenty of water and medical assistance should be obtained. Gloves, protective clothing / mask / goggles should be used during use.

QIS QLATEX

ADHERENCE INCREASING AND IMPERMEABLE ADDITIVE FOR MORTAR, CONCRETE, SHOTCRETE, PLASTER AND SCREEDS



DESCRIPTION

QIS QLATEX is a synthetic rubber-latex based mortar additive that prevents cracking for cement-based plaster and repair mortars, increases the chemical resistance and strength of the mortars, provides impermeability and high adherence to the surface where it is applied and creates a strong and permanent bond.

USAGE AREAS

- In repair mortars; as adherence additive in mortars prepared for the repair of damaged concrete surfaces and plasters,
- In plaster mortars; as a contribution to ensuring the water impermeability and adherence of all kinds of internal and external plasters such as walls and ceilings,
- In coating mortars; as an abrasion-resistant additive in mortars prepared for the laying of materials such as natural stone and brick,
- In ceramic, mosaic adhesive mortars; As an adherence enhancer in all kinds of ceramic, mosaic, etc. adhesive applications,
- As an adhesive between old concrete and fresh concrete; In order to prevent the formation of cold joints in fresh concrete applications on old concrete and to ensure good adhesion,
- As a bond reinforcing additive in shotcrete; It is used as a bonding, adherence and adhesion enhancer and insulating additive between old and new shotcrete layers in shotcrete applications.

CHARACTERISTICS

- The mechanical strength (such as pressure, bending, impact, wear) of the mortar mixed with QIS QLATEX liquid material increases.
- It reduces shrinkage and cracks.
- It provides impermeability and flexibility.
- It increases resistance to freeze-thaw.
- It is not affected by high alkali environments.
- It is not corrosive. It does not contain chlorine. There's no harm in reinforcements.
- It provides adherence of mortar to surfaces such as concrete, glass, metal, wood, foam.
- It increases the durability of the structure it is applied against chemicals and external factors.
- It provides insulation and adherence between layers in shotcrete.

APPLICATION METHOD

Application

To increase the adherence of old concrete to new concrete or to be used as a sprinkling before plastering;

1 kg of cement is mixed with 3 kg of sand. 1 kg of QIS QLATEX is mixed with 2 kg of water. Powder and liquid mixtures are mixed in a way that they have a dense consistency. The prepared mixture is applied to the surface wetted 12 hours ago with a brush to form a thickness of 2 mm. Plaster, screed, concrete are applied within 20 minutes before the mortar dries. If it will be used as sprinkling before plastering; the prepared mortar is quickly sprinkled on the concrete surface with a trowel. Coarse or fine plaster application is started on the day after the sprinkled plaster is dried.

In order to increase water impermeability in plaster;

Dry mixture is prepared so that 150 kg of sand is added to 50 kg of cement. 30 kg QIS QLATEX is poured into a clean container. Then 120 kg of water is poured on it and mixed homogeneously. QIS QLATEX: The water ratio can be drawn from 1:1 to 1:4. The prepared dry mortar is mixed with the liquid mixture. Then, it is started to be applied with trowel.

CONSUMPTION

0.100 - 0.250 kg / m² in brush, roller applications

0.150 - 0.250 kg / m² in spraying applications

(When applied directly to the surface)

PACKAGING AND STORAGE

10-20-30 kg Plastic Canister

In its original packaging, in dry, protected and ventilated environments at +10°C /+30°C, when stored protected from sun, rain and frost, its shelf life is 12 months from the date of production.

SAFETY PRECAUTIONS

During application and mixing, contact of the material with the skin and eyes should be prevented, and in case of contact, it should be washed with plenty of water. In case of contact with eyes, they should be washed immediately with plenty of water and medical assistance should be obtained. Gloves, protective clothing / mask / goggles should be used during use.

QIS QLATEX PRK

PRECAST ADDITIVE LIQUID



DESCRIPTION

QIS QLATEX PRK is a synthetic rubber-latex based additive used to increase adherence and water impermeability for plasters and screeds.

USAGE AREAS

- In the production of precast concrete,
- In repair mortars, (as an additive)
- As an adherence additive in mortars prepared for the repair of screeds and plasters,

CHARACTERISTICS

- It creates a strong and lasting bond.
- It provides excellent adherence and elasticity.
- High resistance to chemical and mechanical attacks is obtained.
- It prevents sudden drying cracks.
- It provides water impermeability.
- It is resistant to Freeze-Thaw cycle.
- It increases workability.

APPLICATION METHOD

Application

In Coating Mortars: Appropriate amount of water is mixed with 1 m³ aggregate, 250-270 kg of cement and 3 kg of QIS QLATEX PRK in appropriate gradation. Floor coating materials are applied to the floor with the added mortar prepared.

Drying Time: After 24 hours, it is possible to walk on cement-based screeds prepared with QIS QLATEX PRK additive. The mortars with QIS QLATEX PRK gain their final strength after 28 days at +20°C.

PACKAGING AND STORAGE

30 kg Plastic Canister

In its original packaging, in dry, protected and ventilated environments at +10°C /+30°C, when stored protected from sun, rain and frost, its shelf life is 12 months from the date of production.

SAFETY PRECAUTIONS

During application and mixing, contact of the material with the skin and eyes should be prevented, and in case of contact, it should be washed with plenty of water. In case of contact with eyes, they should be washed immediately with plenty of water and medical assistance should be obtained. Gloves, protective clothing / mask / goggles should be used during use.

TECHNICAL DATA

Material structure	Synthetic rubber-latex
Color	White
Mixture density	1,05 ± 0,05 kg/liter
Application temperature	+5°C / +35°C

The above values are given at +20°C and for 50% relative humidity. High temperatures shorten the time, low temperatures prolong the time.

QIS ANTIFROST -20

ANTIFREEZE FOR VERY COLD WEATHER (-20°C),
SETTING ACCELERATOR CONCRETE ADDITIVE



DESCRIPTION

QIS ANTIFROST-20 is a setting accelerator effective additive used to protect concrete from frost in concrete casting in cold weather. QIS ANTIFROST-20 accelerates the initial reaction between water and cement, accelerating cement hydration and shortening the concrete setting time. It also lowers the freezing point of concrete water. Thus, as it protects concrete from frost, early strengths are increased.

USAGE AREAS

- All kinds of concrete.
- Especially in concrete poured in very cold weather.
- In concrete where early high strength is desired.
- In cases where early molding is required.

CHARACTERISTICS

- By accelerating the setting, it shortens the start and end setting times.
- In cold weather, the early strength of concrete increases.
- It protects concrete from frost. (within the technical limit)
- Homogeneous and better quality concrete is obtained.
- It does not contain chlorine. It does not damage the concrete reinforcement.

APPLICATION METHOD

Application

QIS ANTIFROST-20 should be added with the mixture water during concrete mixing (the amount of water should be minimized). In addition, it can be added to the mixer 10 minutes before the concrete casting process in the field. Casting should be done as smoothly and without delay as possible.

- In cold weather, care should be taken to ensure that aggregates are unfrozen and that the mould surfaces are free of ice and snow.
- Concrete should be poured during the hottest hours of the day.
- Although QIS ANTIFROST-20 is effective against frost, additional measures should be taken to keep the concrete temperature between 5-10°C until the concrete reaches at least 5 MPa compressive strength.
- QIS ANTIFROST -20 additive can be used up to -20°C

Curing

Poured concrete should be taken under protection immediately. The concrete surface should not be watered with cold water.

Adaptation

QIS ANTIFROST-20 can be used in combination with the following materials to increase water vomiting, fluidization and strength in concrete and to accelerate concrete hardening.

- Using water-reducing concrete additive, the mixture water is reduced by 10-20% more.
- The resistance of the concrete to the environmental freeze-thaw cycle is increased by using an air-driven additive.
- Additives such as micro silica, fly ash, slag,
- It is compatible with all types and grades of cement.
- With steel and synthetic concrete reinforcements.

CONSUMPTION

1% of the weight of cement

PACKAGING AND STORAGE

30 kg Plastic Canister, 1000 kg IBC.

Shelf life when stored in its original packaging at +10°C /+30°C in dry, protected and ventilated environments, protected from sun, rain and frost, is 12 months from the date of manufacture.

SAFETY PRECAUTIONS

During application and mixing, contact of the material with the skin and eyes should be prevented, and in case of contact, it should be washed with plenty of water. In case of contact with eyes, they should be washed immediately with plenty of water and medical assistance should be obtained. Gloves, protective clothing / mask / goggles should be used during use.

QIS ANTIFROST -40

ANTIFREEZE FOR VERY COLD WEATHER (-40°C),
SETTING ACCELERATOR CONCRETE ADDITIVE



DESCRIPTION

QIS ANTIFROST -40 is a setting accelerator effective additive used to protect concrete from frost in concrete casting in cold weather. QIS ANTIFROST-40 accelerates the initial reaction between water and cement, accelerating cement hydration and shortening the concrete setting time. It also lowers the freezing point of concrete water. Thus, as it protects concrete from frost, early strengths are increased.

USAGE AREAS

- All kinds of concrete.
- Especially in concrete poured in very cold weather.
- In concrete where early high strength is desired.
- In cases where early molding is required.

CHARACTERISTICS

- By accelerating the setting, it shortens the start and end setting times.
- In cold weather, the early strength of concrete increases.
- It protects concrete from frost. (within the technical limit)
- Homogeneous and better quality concrete is obtained.
- It does not contain chlorine. It does not damage the concrete reinforcement.

APPLICATION METHOD

Application

QIS ANTIFROST-40 should be added with the mixture water during concrete mixing (the amount of water should be minimized). In addition, it can be added to the mixer 10 minutes before the concrete casting process in the field. Casting should be done as smoothly and without delay as possible.

- In cold weather, care should be taken to ensure that aggregates are unfrozen and that the mould surfaces are free of ice and snow.
- Concrete should be poured during the hottest hours of the day.
- Although QIS ANTIFROST-40 is effective against frost, additional measures should be taken to keep the concrete temperature between 5-10°C until the concrete reaches at least 5 MPa compressive strength.
- QIS ANTIFROST -40 additive can be used up to -40°C

Curing

Poured concrete should be taken under protection immediately. The concrete surface should not be watered with cold water.

Adaptation

QIS ANTIFROST -40 can be used in combination with the following materials to increase water vomiting, fluidization and strength in concrete and to accelerate concrete hardening.

- Using water-reducing concrete additive, the mixture water is reduced by 10-20% more.
- The resistance of the concrete to the environmental freeze-thaw cycle is increased by using an air-driven additive.
- Additives such as micro silica, fly ash, slag,
- It is compatible with all types and grades of cement.
- With steel and synthetic concrete reinforcements.

CONSUMPTION

1% of the weight of cement

PACKAGING AND STORAGE

30 kg Plastic Canister, 1000 kg IBC.

Shelf life when stored in its original packaging at +10°C /+30°C in dry, protected and ventilated environments, protected from sun, rain and frost, is 12 months from the date of manufacture.

SAFETY PRECAUTIONS

During application and mixing, contact of the material with the skin and eyes should be prevented, and in case of contact, it should be washed with plenty of water. In case of contact with eyes, they should be washed immediately with plenty of water and medical assistance should be obtained. Gloves, protective clothing / mask / goggles should be used during use.

QIS FLUMAX M 300

MELAMINE BASED SUPER PLASTICIZER CONCRETE ADDITIVE FOR HIGH EARLY STRENGTH CONCRETE PRODUCTION



DESCRIPTION

QIS FLUMAX M 300 is a highly water-reducing, transparent, melamine-based superplasticizing concrete additive for high early and final strength concrete production.

USAGE AREAS

- In high quality concretes where high early strength and low water/cement ratio are required.
- In the production of construction and industrial building elements in the precast industry.
- In the production of decorative stones.
- In structures that will be under early load such as flooring, columns, beams, bridges.
- In the production of chemical resistant concrete.
- In the harbor and underwater concretes.
- In static and dynamic stress-resistant concrete.
- In wastewater treatment plants.
- On industrial floors.
- In conditions where air temperatures are low.
- In reducing the duration of the vapor cure.
- In concrete castings that need to be molded early.
- In structures where resistance to sulfate and chlorine is required.

CHARACTERISTICS

- Low water/cement ratio is obtained.
- It does not contain chlorine.
- It reduces the need for water in concrete. (water reduction 20 - 30%)
- It can be used in any climatic conditions.
- It provides high early strength in a short time, especially in cold weather.
- It makes the concrete impermeable.
- Non-dissociating, non-bleeding concrete is obtained.
- Resistance to aggressive chemicals increases in concrete.
- Homogeneous and cohesive concrete is obtained.
- The mold de-moulding time in concrete is reduced.
- It reduces or eliminates the duration of the vapor cure.
- The need for vibration is reduced.
- It increases the resistance to sulfate and chlorine in concrete.
- It increases the resistance of concrete to freezing and thawing.
- It provides shine to the surface in the production of decorative stones.

APPLICATION METHOD

Application

After the additive is added to the concrete mixture with the final mixing water (after 70% use of the mixing water), it should be thoroughly mixed until a homogeneous mixture and the desired workability are obtained. The additive should never be added on dry aggregate and cement as it causes a decrease in water and plasticizer effect. The processability time after the use of QIS FLUMAX M 300 depends on the applied dosage, the type and dosage of cement, the aggregate used and the ambient temperature. The loss of workability occurs gradually and should be tested on site to determine this value. Usually, the processability time after the use of additives is between 10-20 minutes. (20°C)

Adaptation

QIS FLUMAX M 300 can be used with the following substances;

- Portland and other cements in ASTM standards
- Air-driven concrete additives
- Fiber and steel wire fittings

CONSUMPTION

Average 0.5 - 2.0% of cement weight
Can be used up to 5.0%.

PACKAGING AND STORAGE

30 kg Plastic Canister, 1000 kg IBC.

Shelf life when stored in its original packaging at +10°C /+30°C in dry, protected and ventilated environments, protected from sun, rain and frost, is 12 months from the date of manufacture.

SAFETY PRECAUTIONS

During application and mixing, contact of the material with the skin and eyes should be prevented, and in case of contact, it should be washed with plenty of water. In case of contact with eyes, they should be washed immediately with plenty of water and medical assistance should be obtained. Gloves, protective clothing / mask / goggles should be used during use.

QIS FLUMAX S 100



DESCRIPTION

It is a super plasticizer and liquid additive based on naphthalene sulfonate that reduces the mixture water of gypsum and cement-based materials and increases their viscosity.

USAGE AREAS

- Houses, shopping malls, hospitals,
- In engineering structures such as metro, highway, tunnel, dam,
- For places where early molding is required,
- In order to ensure that there is no cavity in the densely reinforced concrete,
- To ensure easy spreading on base screeds.

CHARACTERISTICS

- It increases the workability of the mixture and prevents the formation of gaps.
- It reduces the amount of water in the mixture and therefore increases its strength and durability.
- It increases fluidity by providing slipperiness in screed, plaster, concrete.
- It provides concrete casting in cold climatic conditions.

APPLICATION METHOD

Surface Preparation

It should be preferred when the ambient temperature is +5 °C +35 °C at the place where screed or concrete casting will be made. The used binder is mixed in QIS FLUMAX S 100 concrete mixture water at a rate of 0.5% - 2% of its weight. After obtaining a homogeneous mixture, it is placed in the concrete mold.

Application Conditions

- During the application of the product, work clothes in accordance with the occupational health and safety rules should be worn and appropriate glasses and masks should be used.
- In case of concrete casting at low temperatures below +5 °C, the recommended measures should be taken in the standards. Protective measures should be taken from the frost effect.

- Plaster, screed or concrete mixed water should be reduced by about 10%.
- It is recommended to pour pre-test concretes.
- If additives are used above the consumption given, the hardening of the concrete will be long.
- At temperatures below +5 °C; noon is the most convenient time. Additional measures must be taken in advance to protect the surface from frost, rain, dew and frost.
- At temperatures above +35°C; morning and evening coolings are the best time. Measures such as wetting the mold with water, moistening the surface, using rested cement should be taken to reduce the hydration temperature of concrete, screed or plaster.
- After application, the surface must be protected against adverse weather conditions such as direct sunlight, strong wind, high air temperature (above +35°C), rain and frost. Hands should be cleaned with water and detergent before concrete or mortar is fully cured and hardened.

CONSUMPTION

Average 0.5 - 2.0% of cement weight

PACKAGING AND STORAGE

30 kg Plastic Canister, 1000 kg IBC.

Shelf life when stored in its original packaging at +10°C /+30°C in dry, protected and ventilated environments, protected from sun, rain and frost, is 12 months from the date of manufacture.

SAFETY PRECAUTIONS

During application and mixing, contact of the material with the skin and eyes should be prevented, and in case of contact, it should be washed with plenty of water. In case of contact with eyes, they should be washed immediately with plenty of water and medical assistance should be obtained. Gloves, protective clothing / mask / goggles should be used during use.

QIS FLUMAX H 100



DESCRIPTION

It is a modified polycarboxylic ether based hyper plasticizer concrete additive that provides early high strength without adversely affecting the final strength of the concrete.

USAGE AREAS

- In houses, shopping malls, hospitals,
- In engineering structures such as metro, highway, tunnel, dam,
- In the production of ready-mixed concrete,
- In the production of high-performance concrete,
- Since it does not contain chloride, in reinforced concrete structures,
- In the production of prefabricated concrete where very high early strength is desired such as 8-24 hours.

CHARACTERISTICS

- It provides better cement distribution in concrete, ensuring plastic consistency without loss of cohesion.
- QIS FLUMAX H 100 can reduce the Water/Cement ratio by more than 10% and at the same time increase early strengths by 50% compared to normal superplasticizer additive concretes depending on dosage.
- QIS ANTIFROST can be added to the concrete when higher early strengths are desired, especially in cold weather.
- With the lowest water/ cement ratio, self-settling high-quality concrete is obtained.
- It reduces the need for water in concrete (25% - 40%).
- It preserves the consistency of the concrete without delaying the setting.
- Non-dissociating, homogeneous concrete is obtained.
- With the use of additives, it is easier to pump concrete to long distances and high places.
- It ensures good spread of concrete into the mold without vibration.
- It provides excellent surface appearance.
- High early and final strength is obtained in concrete.

APPLICATION METHOD

Surface Preparation

It should be preferred when the ambient temperature is +5 °C - +35 °C at the place where screed or concrete casting will be made. At temperatures below +5 °C; noon is the most convenient time.

Additional precautions must be taken in advance to protect the surface from frost, rain, dew and frost. At temperatures above +35 °C; morning and evening coolness is the most appropriate time. Measures such as wetting the mold with water, moistening the surface, using rested cement should be taken to reduce the hydration temperature of concrete, screed or plaster.

Application Conditions

- QIS FLUMAX H 100, at a rate of 0.6% - 3% of the binder weight (cement) used is mixed into concrete mixture water. After obtaining a homogeneous mixture, it is placed in the concrete mold.
- During the application of the product, work clothes in accordance with the occupational health and safety rules should be worn and appropriate glasses and masks should be used.
- In case of concrete casting at low temperatures below +5 °C, the recommended measures should be taken in the standards. Protective measures should be taken from the frost effect.
- Plaster, screed or concrete mixed water should be reduced by about 10%.
- It is recommended to pour pre-test concretes.
- If additives are used above the consumption given, the hardening of the concrete will be long.
- After application, the surface must be protected against adverse weather conditions such as direct sunlight, strong wind, high air temperature (above +35°C), rain and frost.
- Hands should be cleaned with water and detergent before concrete or mortar is fully cured and hardened.

CONSUMPTION

Average 0.6 - 3.0% of cement weight

PACKAGING AND STORAGE

30 kg Plastic Canister, 1000 kg IBC.

Shelf life when stored in its original packaging at +10°C /+30°C in dry, protected and ventilated environments, protected from sun, rain and frost, is 12 months from the date of manufacture.

SAFETY PRECAUTIONS

During application and mixing, contact of the material with the skin and eyes should be prevented, and in case of contact, it should be washed with plenty of water. In case of contact with eyes, they should be washed immediately with plenty of water and medical assistance should be obtained. Gloves, protective clothing / mask / goggles should be used during use.

QIS HYDRO MAX

POWDER CONCRETE ADDITIVE FOR WATERPROOFING
WITH CAPILAR EFFECT ON CONCRETE



DESCRIPTION

QIS HYDRO MAX is a powdered concrete additive that provides structural water impermeability by filling the pores and capillary cavities in the concrete with the chemicals it contains.

USAGE AREAS

- Water tanks, dams, treatment plants, pools,
- In drinking water tanks,
- In structures such as foundation concrete, retaining wall, bridge, tunnel, canal exposed to water,
- In concrete resistant to chemical and environmental effects,
- In mass concrete,
- In precast elements.

CHARACTERISTICS

- Resistance to aggressive chemicals increases in concrete.
- It increases the strength of concrete against sulfuric acid and sulfate.
- It increases the freeze-thaw strength of concrete.
- It slows the corrosion of the reinforcement in the concrete.
- Water impermeability effect in concrete is permanent and structural.
- It is resistant to water pressure up to 14 bar.
- It is resistant to positive and negative water pressure.
- It fills the cracks and capillary cavities that may occur later in the concrete. (max. 400 microns)
- It can be used in drinking water tanks. It is not poisonous.
- It increases the early and final compressive strength of concrete.
- It does not contain chlorine.

APPLICATION METHOD

Application

Mixing with water;

QIS HYDRO MAX powder additive is used by diluting. First, a powder material is placed in a container, water is added and mixed until a homogeneous mixture is obtained.

Dilution rate (by weight); 1 unit of powder : 0.5 unit of water

In wet ready-mixed concrete in ready-mixed concrete plant:

The truck is removed after the diluted QIS HYDRO MAX additive is slowly added and mixed for at least 5 minutes while the trans-mixer is rotating on the ready-mixed concrete discharged from the plant to the trans-mixer. In the concrete pouring place, the trans-mixer is mixed at high speed for 1-2 minutes and concrete pouring is started.

In the wet ready-mixed concrete in the trans-mixer at the construction site:

The reconstituted QIS HYDRO MAX additive is slowly added to the ready-mixed concrete in the trans-mixer while the trans-mixer is rotating and the concrete is poured after mixing for at least 10-15 minutes.

In precast concrete plant:

QIS HYDRO MAX powder additive is first added to the dry aggregate and stirred for 2-3 minutes. Then, cement and water are added and concrete of the desired standard is obtained.

Adaptation

QIS HYDRO MAX can be used in conjunction with the following items

- Portland cement.
- Fly ash, slag, silica fume.

Test and consult our technical service before using with other concrete additives.

Warning

- Precautions should be taken against crusting/crystallization that may occur in the mixer.
- Additives in powder form should not be added to wet-damp ready mixed concrete.
- After the QIS HYDRO MAX additive is added, wet ready-mixed concrete should be processed within 45 minutes at the latest.

CONSUMPTION

Water : cement ratio (Weight of cement)	Usage
< 0.50	1.0 – 2.0%
> 0.50	1.5 – 3.0%

In order for the additive to be effective, the water / cement ratio in the concrete must be maximum 0.55.

PACKAGING AND STORAGE

25 kg Kraft Bag

In its original packaging, in dry, protected and ventilated environments at +10°C /+30°C, when stored protected from sun, rain and frost, its shelf life is 12 months from the date of production.

SAFETY PRECAUTIONS

During application and mixing, contact of the material with the skin and eyes should be prevented, and in case of contact, it should be washed with plenty of water. In case of contact with eyes, they should be washed immediately with plenty of water and medical assistance should be obtained. Gloves, protective clothing / mask / goggles should be used during use.

QIS SVK 1000 T

MULTI-PURPOSE, SETTING RETARDER, WORKABILITY, ADHERENCE-ENHANCING POWDER ADDITIVE USED FOR MORTAR



DESCRIPTION

QIS SVK 1000 T is a powdered additive with increased thixotropy properties, which increases the workability and durability of the mortar by plasticizing it, provides impermeability and adherence.

USAGE AREAS

- In all kinds of mortars,
- It is especially used in mortar mixtures with low cement ratio.

CHARACTERISTICS

- It does not contain chlorine.
- It reduces cracking and decomposition in mortar.
- It makes the mortar fluid.
- It protects the mortar from frost.
- It increases the adherence of the mortar to the structure.
- It increases the impermeability of mortar.
- It increases the strength of mortar.
- It reduces the water/cement ratio.
- It provides a delay in the setting at the desired level.
- It is used instead of lime.

APPLICATION METHOD

Application

QIS SVK 1000 T is added directly to the mixed mortar. The aggregate and water/cement ratio of the mortar should be selected correctly and the mortar should be thoroughly mixed. QIS SVK 1000 T is compatible with all cement types and hydraulic binders.

CONSUMPTION

2% of the weight of cement

PACKAGING AND STORAGE

5 Kg Kraft Bag

In its original packaging, in dry, protected and ventilated environments at +10°C /+30°C, when stored protected from sun, rain and frost, its shelf life is 12 months from the date of production.

SAFETY PRECAUTIONS

During application and mixing, contact of the material with the skin and eyes should be prevented, and in case of contact, it should be washed with plenty of water. In case of contact with eyes, they should be washed immediately with plenty of water and medical assistance should be obtained. Gloves, protective clothing / mask / goggles should be used during use.



08

THERMAL INSULATION PRODUCTS

QIS YAPIMAX

QIS SIVAMAX

QIS DEKOMAX

QIS TERMOMAX

QIS ORGAFIX

QIS YAPIMAX

THERMAL INSULATION SHEET ADHESIVE



DESCRIPTION

QIS YAPIMAX is a high strength, polymer modified cement based adhesive mortar used in the bonding of thermal insulation boards (XPS, EPS).

USAGE AREAS

For gluing of heat plates in jacketing works.

CHARACTERISTICS

- It is mixed with water and easily prepared and applied.
- It does not crack and sag.
- It provides good adhesion.
- It is resistant to external influences and frost.
- It is impermeable.
- It is resistant to impacts.

APPLICATION METHOD

Surface Preparation

- Application surface should be solid and clean.
- Surface repairs should be carried out 24 hours in advance and the surface should be completely free of materials that will prevent the adhesion of mortar such as oil-paint-powder.
- Surface should be saturated with water before application and precautions should be taken on absorbent surfaces.
- The surface of the insulation board must be clean, dry and free of anti-stick materials.

Mixing

- 25 kg of powder material is added to 6.25 - 6.50 kg of water depending on the ambient temperature. (water ratio ~ 25%)
- The required amount of water is placed in a clean bucket. The necessary powder product is added on it and it is mixed with a mixer until a homogeneous and lump-free mortar is obtained.
- After the material is rested for 5 minutes, it is started to be applied by stirring for 30 seconds.
- There should be enough mortar to be used within 30-60 minutes.

Application

- Ready-to-use mortar is combed on the heat plate with a toothed trowel or applied in an average thickness of 3-8 mm with spot bonding from several places.
- The board is glued to the wall by pressing with a suitable pressure.

- Mechanical fixation should be made for better adhesion.
- Plastering can be done on the plate within an average of 24-48 hours depending on the usage.

APPLICATION CONDITIONS

- In cases where the ground temperature is below +5°C, the material should not be applied.
- The material should be protected from rain, frost and direct sunlight within the first 24 hours after application.
- The material mixture should be made according to the work time and the appropriate amounts of material should be ready for use.

CONSUMPTION

Average 1.3 kg / m² for 1 mm thickness

PACKAGING AND STORAGE

25 kg Kraft Bag

Shelf life when stored in its original packaging at +10°C /+30°C in dry, protected and ventilated environments, protected from sun, rain and frost, is 12 months from the date of manufacture.

SAFETY PRECAUTIONS

During application and mixing, contact of the material with the skin and eyes should be prevented, and in case of contact, it should be washed with plenty of water. In case of contact with eyes, they should be washed immediately with plenty of water and medical assistance should be obtained. Gloves, protective clothing / mask / goggles should be used during use.

TECHNICAL DATA

Material structure	Cement-based powder
Mixture density	1.65 kg/lit
Color	Gray
Water mixture ratio	~ 25% of powdered product
Period of use	60 minutes (25°C)
Floor temp. to be applied	+5°C / +30°C
Service temperature	-20°C / +80°C
Application thickness	3-8 mm
Breaking strength	≥ 0,50 N/mm ² (from the concrete)
Breaking strength	≥ 0,08 N/mm ² (from the sheet)

The above values are given at +20°C and for 50% relative humidity. High temperatures shorten the time, low temperatures prolong the time.

QIS SIVAMAX

THERMAL INSULATION BOARD PLASTER MORTAR



DESCRIPTION

QIS SIVAMAX is a fiber reinforced, high strength, polymer modified cement based plaster mortar used in the plastering of thermal insulation boards (XPS, EPS).

USAGE AREAS

- In plastering all kinds of heat plates (EPS-XPS).
- Indoors and outdoors.

CHARACTERISTICS

- It is mixed with water and easily prepared and applied.
- It does not crack and sag.
- It is resistant to freeze-thaw cycle.
- It provides good adhesion.
- It is fiber reinforced.
- It provides impermeability.
- Paint can be applied directly on it.

APPLICATION METHOD

Surface Preparation

It should be noted that the plates to be plastered are intact and well seated.

Mixing

- 25 kg of powder material is added to 5.75 kg of water depending on the ambient temperature. (water ratio 22-24%)
- The required amount of water is placed in a clean bucket. The necessary powder product is added on it and it is mixed with a mixer until a homogeneous and lump-free mortar is obtained.
- After the material is rested for 5 minutes, it is started to be applied by stirring for 30 seconds.
- There should be enough mortar to be used within 30-60 minutes.

Application

- Ready-to-use mortar is applied one coat on an average 1 mm thick heat plate with gypsum plaster trowel.
- Plaster mesh is placed on wet plaster completely.
- The second layer of plaster is applied on the first layer of plaster with dried mesh in a thickness to cover the mesh. (total thickness 3-5 mm)
- The plaster surface is lightly moistened for a bright and smooth surface and polished with a steel trowel, wiped with a wet sponge for a slightly rough surface.

- Depending on the usage type and ambient temperature, other material applications such as paint on plaster are started within an average of 48 hours.

APPLICATION CONDITIONS

- The material should be protected from rain, frost and direct sunlight within the first 12 hours after application.
- The material mixture should be made according to the work time and the appropriate amounts of material should be ready for use.

CONSUMPTION

Average 1.5 kg / m² for 1 mm thickness

PACKAGING AND STORAGE

25 kg Kraft Bag.

Shelf life when stored in its original packaging at +10°C /+30°C in dry, protected and ventilated environments, protected from sun, rain and frost, is 12 months from the date of manufacture.

SAFETY PRECAUTIONS

During application and mixing, contact of the material with the skin and eyes should be prevented, and in case of contact, it should be washed with plenty of water. If swallowed, drink a few glasses of water immediately and seek medical advice. In case of contact with eyes, they should be washed immediately with plenty of water and medical assistance should be obtained. Gloves, protective clothing / mask / goggles should be used during use.

TECHNICAL DATA

Material structure	Cement-based powder
Color	Gray
Mixture density	1,86 kg/lt
Water mixture ratio	22-24% of the powdered product
Period of use	60 minutes (20°C)
Application temperature	+5°C / +30°C
Service temperature	-20°C / +80°C
Application thickness	3-5 mm
Compressive Strength	≥ 5 N/mm ²
Bending Strength	≥ 1 N/mm ²
Breaking strength	≥ 0,08 N/mm ² (from the sheet)

The above values are given at +20°C and for 50% relative humidity.
High temperatures shorten the time, low temperatures prolong the time.

QIS DEKOMAX

DECORATIVE MINERAL PLASTER



DESCRIPTION

QIS DEKOMAX is a fiber reinforced, high-strength, polymer modified plaster used as decorative plaster on thermal insulation boards and mineral-based surfaces. There are two types, thin and thick texture.

USAGE AREAS

- As a topcoat decorative plaster in thermal insulation systems.
- Mineral-based surfaces.
- Indoors and outdoors.

CHARACTERISTICS

- It is mixed with water and easily prepared and applied.
- It does not crack and sag.
- It is resistant to freeze-thaw cycle.
- It provides good adhesion.
- It is fiber reinforced.
- It provides impermeability.
- It is vapor permeable.
- Exterior paints can be applied on it.

APPLICATION METHOD

Surface Preparation

- It should be noted that the thermal insulation boards to be plastered are solid and well seated.
- Thermal insulation plates to be plastered with QIS DEKOMAX should be plastered with QIS SIVAMAX plaster mortar.
- Materials such as oil and grease that will weaken adherence should be cleaned from the surface and the surface should be clean.
- Before application, the surface must be moistened and saturated with water in very hot and windy weather.
- Before application, priming should be done on the surface with a brush or roller.

Mixing

- 25 kg of powder material is added to 5.5 - 6.50 kg of water depending on the ambient temperature. (water ratio 22-26%)
- The required amount of water is placed in a clean bucket. The necessary powder product is added on it and it is mixed with a mixer until a homogeneous and lump-free mortar is obtained.
- After the material is rested for 5 minutes, it is started to be applied by stirring for 30 seconds.
- There should be enough mortar to be used within 1.5-2 hours.

Application

- The mortar, which is thoroughly mixed and ready for use, is applied on the plate plastered with a steel trowel. Application thickness is 1.5 mm thin, 2 mm thick.

- QIS DEKOMAX material should be made at once without making joint.
- Within 10 minutes, the desired pattern is given with a rubber trowel.
- If necessary, the 2nd coat should be applied immediately before the 1st coat is dried.
- Exterior paint can be applied within 1 week.

Application Conditions

- The material should be protected from rain, frost and direct sunlight within the first 12 hours after application.
- The material mixture should be made according to the work time and the appropriate amounts of material should be ready for use.

CONSUMPTION

Thin texture: 1.75-2.5 kg / m²

Thick texture: 2-3 kg / m²

PACKAGING AND STORAGE

25 kg Kraft Bag

Shelf life when stored in its original packaging at +10°C /+30°C in dry, protected and ventilated environments, protected from sun, rain and frost, is 12 months from the date of manufacture.

SAFETY PRECAUTIONS

During application and mixing, contact of the material with the skin and eyes should be prevented, and in case of contact, it should be washed with plenty of water. If swallowed, drink a few glasses of water immediately and seek medical advice. In case of contact with eyes, they should be washed immediately with plenty of water and medical assistance should be obtained. Gloves, protective clothing / mask / goggles should be used during use.

TECHNICAL DATA

Material structure	Cement-based powder
Mixture density	1.50 kg/l
Color	White
Water mixture ratio	22-26%
Period of use	60 minutes [20°C]
Floor temp. to be applied	+5°C / +30°C
Service temperature	-20°C / +80°C
Grain size	1.5 mm (thin), 2 mm (thick)

The above values are given at +20°C and for 50% relative humidity. High temperatures shorten the time, low temperatures prolong the time.

QIS TERMOMAX

INTERIOR AND EXTERIOR THERMAL INSULATION PAINT



DESCRIPTION

QIS TERMOMAX is a special paint with high performance, low thermal conductivity, high solar radiation absorbency and high surface heat transfer values, based on elastomeric resin with vapor permeability, containing special vacuum micro-spheres providing thermal insulation, providing heat and water insulation in the interior and exterior. When QIS TERMOMAX with special vacuum micro-sphere additive is used as interior wall paint, it reflects the radiant heat generated inside to the inside, and when used on the exterior, it reflects the incoming radiant heat back to the outside.

USAGE AREAS

- Interior and exterior building surfaces,
- Marble, granite surfaces, wooden surfaces,
- Tiles, ceramic surfaces,
- On membrane, shingle, sheet metal, metal surfaces.

CHARACTERISTICS

- It does not absorb radiant heat.
- It saves up to 40% energy.
- It can be applied to internal and external surfaces.
- Labour costs are low, easy to apply and short.
- It prevents the formation of moisture and mold on the wall.
- It also has water and sound insulation feature,
- It does not hold dirt, it is easy to clean.
- It has late ignition and non-flammability feature.
- It saves up to 40% energy in heating and cooling energy costs to buildings depending on the application coefficient.

APPLICATION METHOD

Surface Preparation

- The surface on which the paint will be applied must be free from dirt, oil, rust and other foreign materials.

Application

- QIS TERMOMAX should be thoroughly mixed before application.
- In exterior applications, 2-3 layers can be made optionally with a roller or brush without thinning the product.
- It should be used as 1 or 2 coats in interior wall applications.
- After the first coat dries, the other coats should be applied every 4 hours.

CONSUMPTION

On exterior facades: 1 lt/ m² (at least 1 mm or 1.5 mm thick)
On interior facades : 300 ml/m²

PACKAGING AND STORAGE

5-20 kg of bucket.

Shelf life is 1 year when stored in its original packaging at +5°C / +25°C in dry, protected and ventilated environments, protected from direct sunlight and frost.

SAFETY PRECAUTIONS

During application and mixing, contact of the material with the skin and eyes should be prevented, and in case of contact, it should be washed with plenty of water. If swallowed, drink a few glasses of water immediately and seek medical advice. In case of contact with eyes, they should be washed immediately with plenty of water and medical assistance should be obtained. Gloves, protective clothing / mask / goggles should be used during use.

TECHNICAL DATA

Class	Cold Climate Paint
Covering Power	Class 1 (1 m ² /lt)
Dry Film Thickness	Class E5
Grain size	Class S2 medium
Water Vapor Transfer Rate	Class V2
Heat Transfer Rate	Class W3
Crack Cover Feature	Class A0
Carbon Dioxide Permeability	Class C0
Coefficient of Thermal Conductivity	0,023 W/mK
Thermal Paint Surface Resistance	0.0495 + 1.5%

The above values are given at +20°C and for 50% relative humidity.
High temperatures shorten the time, low temperatures prolong the time.

QIS ORGA FIX

THERMAL INSULATION PLASTER



DESCRIPTION

Thanks to the porous and natural aggregates in its structure, it provides heat and fire insulation on the surface where it is applied. It also prevents sweating thanks to its breathing feature.

USAGE AREAS

It is applied on the exterior surfaces of all buildings, columns and beams, coarse and fine plaster, brick, bims, aerated concrete etc. surfaces and provides excellent insulation.

CHARACTERISTICS

- It does not crack and sag.
- It provides good adhesion.
- It is resistant to external influences and frost.
- It is impermeable.
- It is resistant to impacts.

APPLICATION METHOD

Surface Preparation

On the ground to be applied, the roughness that will prevent the application should be removed, and the residues such as swollen paint, lime or oil, if any, should be removed. Painted surfaces that will adversely affect the application should be made ready by notching method.

Mixing

First, water should be poured into the mortar board and then QIS ORGA FIX Natural Insulation plaster should be added. The entire 16 kg package is poured onto 15-16 liters of water. The mortar board in which the mixture is prepared should be thoroughly cleaned before mixing and the edges of the mortar board should be thoroughly scraped with trowel and mixed again at the time of mixing to obtain a homogeneous product. For a homogeneous mixture, an electric mixer with 500-600 revolutions should be used. The mixing time is approximately 4-5 minutes and should be stirred until it acquires its consistency.

Application

After the prepared mixture is rested for 2-3 minutes, it is started to be applied. If the product starts to set due to delay during construction, it is mixed again without adding water and applied by bringing it to the usage consistency.

CONSUMPTION

Average 1.3 kg / m² for 1 mm thickness

PACKAGING AND STORAGE

16 kg Kraft Bag

Shelf life when stored in its original packaging at +10°C /+30°C in dry, protected and ventilated environments, protected from sun, rain and frost, is 12 months from the date of manufacture.

SAFETY PRECAUTIONS

During application and mixing, contact of the material with the skin and eyes should be prevented, and in case of contact, it should be washed with plenty of water. If swallowed, drink a few glasses of water immediately and seek medical advice. In case of contact with eyes, they should be washed immediately with plenty of water and medical assistance should be obtained. Gloves, protective clothing / mask / goggles should be used during use.

TECHNICAL DATA

Application Time (23 °C 50% Relative Humidity): 3,5-4 hours.

Drying Time (23°C in 50% Relative Humidity Environment):


Initial Drying Time: 8 hours, Last Drying time: 36 hours, Test drying : 28 days.

Shelf Life: 12 months in a dry environment without moisture.

Application Temperature: +5 to +35°C.

Consumption : 4,0 +/- 10 kg/m² (1 cm of thickness)

The above values are given at +20°C and for 50% relative humidity.
High temperatures shorten the time, low temperatures prolong the time.







CURING, MOULDING OILS and SPECIAL CHEMICALS

QIS AK 70

QIS AK 35

QIS PF 70

QIS CL 100

QIS CL 50

QIS MOLDEX SKL 400

QIS MOLDEX SKL 400 K

QIS MOLDEX PC KAY

QIS DECO MOLD

QIS BETORIPPER

QIS PU TİNER

09

QIS AK 70

WATER-BASED, ACRYLIC RESIN-BASED CONCRETE CURING MATERIAL



DESCRIPTION

QIS AK 70 is a water-based, acrylic resin-based curing liquid used to cure concrete immediately after all fresh concrete applications.

USAGE AREAS

- On all vertical and horizontal concrete surfaces,
- Indoors and outdoors
- In columns, airport and field concretes,
- In concrete road applications, industrial floors,
- Reinforced concrete floors, car parks, warehouse floors,
- In concrete with light colored surface hardener,
- It is used in cases where the curing agent should not constitute an obstacle for future applications on the concrete surface.

CHARACTERISTICS

- The strength of a concrete cured with QIS AK 70 increases by 20 - 25% compared to normal concrete.
- It prevents cracks that may occur during curing in concrete.
- It reduces dusting on the concrete surface.
- Since it is water-based, it is not flammable and easy to use.
- Since the curing material is impregnated into the concrete, it does not leave a layer on the surface and does not constitute an obstacle for subsequent coatings.
- In future applications on concrete, the surface does not need to be purified from the curing agent.
- It is ready to use and easy to apply.

APPLICATION METHOD

Surface Preparation

It is not necessary to perform any operation on the concrete surface before QIS AK 70 is applied.

Application

- The application is made immediately after the removal of the molds, before the formation of the joints after the concrete surface water evaporates, when the concrete surface is set so that it will not deteriorate after the application of fresh concrete and surface hardener.
- In brush or roller applications, the concrete must set sufficiently in order not to damage the concrete surface.

- In spraying applications, the material is sprayed in a thin layer of equal thickness to the surface.
- Care should be taken to avoid pond formation.
- The material should be well shaken before use.
- After curing, the drying time of the material is 1-2 hours at a temperature of 20°C.
- In future applications on cured concrete, the concrete surface does not need to be purified from the curing material.

CONSUMPTION

Depending on the absorbency of the concrete surface and the ambient temperature;
0.150 - 0.250 kg/m²

PACKAGING AND STORAGE

30 kg canister, 200 kg barrel, 1000 kg IBC.

Shelf life is 1 year when stored in its original packaging at +5°C / +25°C in dry, protected and ventilated environments, protected from direct sunlight and frost.

SAFETY PRECAUTIONS

Contact of the material with the skin and eyes should be prevented, and in case of contact, it should be washed with plenty of water. If swallowed, drink a few glasses of water immediately and seek medical advice. In case of contact with eyes, they should be washed immediately with plenty of water and medical assistance should be obtained. Gloves, protective masks and goggles should be used during use.

TECHNICAL DATA

Material structure	Water-based Acrylic resin
Appearance	White liquid
Post-application appearance	Transparent
Density	1.00 ± 0.03 kg / liter
Solvent	Free
Drying time (20°C)	1-2 hours

The above values are given at +20°C and for 50% relative humidity. High temperatures shorten the time, low temperatures prolong the time.

QIS AK 35

WATER-BASED, ACRYLIC RESIN-BASED CONCRETE CURING MATERIAL



DESCRIPTION

QIS AK 35 is a water-based, acrylic resin-based curing liquid used to cure concrete immediately after all fresh concrete applications.

USAGE AREAS

- On all vertical and horizontal concrete surfaces,
- Indoors and outdoors
- In columns, airport and field concretes,
- In concrete road applications, industrial floors,
- Reinforced concrete floors, car parks, warehouse floors,
- In concrete with light colored surface hardener,
- It is used in cases where the curing agent should not constitute an obstacle for future applications on the concrete surface.

CHARACTERISTICS

- The strength of a concrete cured with QIS AK 35 increases by 10 - 15% compared to normal concrete.
- It prevents cracks that may occur during curing in concrete.
- It reduces dusting on the concrete surface.
- Since it is water-based, it is not flammable and easy to use.
- Since the curing material is impregnated into the concrete, it does not leave a layer on the surface and does not constitute an obstacle for subsequent coatings.
- In future applications on concrete, the surface does not need to be purified from the curing agent.
- It is ready to use and easy to apply.

APPLICATION METHOD

Surface Preparation

It is not necessary to perform any operation on the concrete surface before QIS AK 35 is applied.

Application

- The application is made immediately after the removal of the molds, before the formation of the joints after the concrete surface water evaporates, when the concrete surface is set so that it will not deteriorate after the application of fresh concrete and surface hardener.

- In brush or roller applications, the concrete must set sufficiently in order not to damage the concrete surface.
- In spraying applications, the material is sprayed in a thin layer of equal thickness to the surface.
- Care should be taken to avoid pond formation.
- The material should be well shaken before use.
- After curing, the drying time of the material is 1-2 hours at a temperature of 20°C.
- In future applications on cured concrete, the concrete surface does not need to be purified from the curing material.

CONSUMPTION

Depending on the absorbency of the concrete surface and the ambient temperature;
0.150 - 0.250 kg/m²

PACKAGING AND STORAGE

30 kg canister, 200 kg barrel, 1000 kg IBC.

Shelf life is 1 year when stored in its original packaging at +5°C / +25°C in dry, protected and ventilated environments, protected from direct sunlight and frost.

SAFETY PRECAUTIONS

Contact of the material with the skin and eyes should be prevented, and in case of contact, it should be washed with plenty of water. If swallowed, drink a few glasses of water immediately and seek medical advice. In case of contact with eyes, they should be washed immediately with plenty of water and medical assistance should be obtained. Gloves, protective masks and goggles should be used during use.

TECHNICAL DATA

Material structure	Water-based Acrylic resin
Appearance	White liquid
Post-application appearance	Transparent
Density	1.00 ± 0.03 kg / liter
Solvent	Free
Drying time (20°C)	1-2 hours

The above values are given at +20°C and for 50% relative humidity.
High temperatures shorten the time, low temperatures prolong the time.

QIS PF 70

WATER-BASED, PARAFFIN-BASED CONCRETE CURING MATERIAL



DESCRIPTION

QIS PF 70 is a water-based paraffin-based curing liquid used to cure fresh concrete immediately after all concrete surface hardener and other concrete applications.

USAGE AREAS

- On all vertical and horizontal concrete surfaces,
- Indoors and outdoors,
- In airport and field concretes,
- On highways, bridges, dams and canals,
- In retaining walls and terraces.

CHARACTERISTICS

- The strength of a concrete cured with QIS PF 70 increases compared to normal concrete.
- It prevents cracks that may occur during curing in concrete.
- It reduces dusting on the concrete surface.
- Since it is water-based, it is not flammable and easy to use.
- It is more practical than other curing methods such as canvas, sack, irrigation.
- It is used in all indoor and outdoor areas.
- It has a water-repellent property.
- It is especially used in outdoor field concretes.

APPLICATION METHOD

Surface Preparation

It is not necessary to perform any operation on the concrete surface before QIS PF 70 is applied.

Application

- After concrete and surface hardener application, when the concrete surface is set so that it will not deteriorate – after the concrete surface water evaporates, it is done immediately after the molds are dismantled, before the formation of the joints.
- In brush or roller applications, the concrete must set sufficiently in order not to damage the concrete surface.
- In spraying applications, the material is sprayed in a thin layer of equal thickness to the surface.
- The material should be well shaken before use.
- After curing, the drying time of the material is 2 hours at a temperature of 20°C.

- After curing applications in open areas, the concrete surface should be protected from external factors such as rain and snow for 2-3 hours.
- After this period, the concrete surface is not even affected by rainwater.
- In future applications on cured concrete, the concrete surface should be cleaned from the curing material.
- Hot water can be poured on the material and cleaned by brushing.

CONSUMPTION

Depending on the absorbency of the concrete surface and the ambient temperature;
0.200 - 0.250 kg / m²

PACKAGING AND STORAGE

30 kg canister, 200 kg barrel, 1000 kg IBC.
Shelf life is 1 year when stored in its original packaging at +5°C / +25°C in dry, protected and ventilated environments, protected from direct sunlight and frost.

SAFETY PRECAUTIONS

Contact of the material with the skin and eyes should be prevented, and in case of contact, it should be washed with plenty of water. If swallowed, drink a few glasses of water immediately and seek medical advice. In case of contact with eyes, they should be washed immediately with plenty of water and medical assistance should be obtained. Gloves, protective masks and goggles should be used during use.

TECHNICAL DATA

Material structure	: Paraffin-based emulsion
Appearance	: White liquid
Post-application appearance	: Transparent
Density	: 0.98 ± 0.02 kg / liter
pH	: 6-7
Flash Point	: It's not flammable.
Drying time [20°C]	: 2 hours
Public Works Pose No.	: 04.613/1-F

QIS CL 100

HIGH PERFORMANCE, DUST-PREVENTING, MULTI-PURPOSE CONCRETE CURING, INSULATION AND PROTECTION COATING



DESCRIPTION

QIS CL 100 is a solvent-based acrylic resin-based curing and protection material used to cure concrete after all fresh concrete and concrete surface hardening applications and to prevent dusting by obtaining an insulated layer in concrete.

USAGE AREAS

- On all vertical and horizontal concrete surfaces.
- On industrial floors
- In reinforced concrete floors
- On parking lots, warehouse floors.
- As a curing and polishing agent on printed concrete systems.

CHARACTERISTICS

- Single component, ready to use.
- The strength of a concrete cured with QIS CL 100 increases by 20 - 25% compared to normal concrete.
- It prevents cracks that may occur during curing in concrete.
- It prevents dusting on the concrete surface.
- It increases the abrasion resistance of concrete.
- It does not change color on the surface.
- It is multi-purpose. Dusting is prevented by curing and insulation with the film layer obtained in the concrete and its permanence is increased by protecting the concrete surface.
- It is used indoors and outdoors.
- UV resistant.
- It has a water-repellent property.
- It provides impermeability.
- It increases the resistance of concrete to chlorine.
- One or more coats may be applied to the old hardened concrete surface at regular intervals to maintain the concrete strength continuously, to prevent dusting and to obtain gloss on the surface.

APPLICATION METHOD

Application

- Curing and protective layer application on fresh concrete is performed after concrete and surface hardener application, when the concrete surface is set in such a way that it will not deteriorate or immediately after the removal of the molds, before the formation of the joints.
- Application of dust preventive and protective layer on old concrete; After the concrete surface is thoroughly cleaned from dust and other materials, material is applied to the dry surface. The material is applied by brush, roller or spray.

- In brush or roller applications, the concrete must set sufficiently in order not to damage the concrete surface.
- After outdoor applications, the concrete surface should be protected from external factors such as rain for 2-3 hours.
- On highly resistant or absorbent surfaces, a second coat is applied 24 hours after the first coat application.
- After the application, the drying time of the material is 60 minutes at a temperature of 20°C.
- After the material is applied, the surface may darken slightly, but after a certain period of time, the surface will return to its original color.

CONSUMPTION

Depending on the absorbency of the concrete surface and the ambient temperature;
0.150 - 0.250 lt / m² (1 coat)

PACKAGING AND STORAGE

20-litre metal can and 200-litre drum

Since it is flammable, it should be kept away from fire and hot environment. In its original package, it has a shelf life of 1 year when stored at +5°C / +25°C in dry, protected and ventilated environments, protected from frost and direct sunlight.

SAFETY PRECAUTIONS

Since the material contains solvent, contact with the skin and eyes should be prevented, and in case of contact, it should be washed with plenty of water and consulted a doctor. Gloves and protective mask/goggles should be used during use and the material should not be inhaled. Since it is a flammable material containing solvent, it should never be smoked during application and avoid any source of fire such as welding, cutting machines. In indoor applications, the practitioner should be rested in the outdoor area for a certain period of time approximately every 30 minutes.

TECHNICAL DATA

Material structure	Acrylic and solvent based, transparent
Density	0.90 ± %2 g/cm ³
Flash Point	88°C
Surface temp. to be applied	(+5°C) - (+35°C)
Drying time (20°C)	45-60 minutes

The above values are given at +20°C and for 50% relative humidity.
High temperatures shorten the time, low temperatures prolong the time.

QIS CL 50

ANTI-DUSTING, CONCRETE POLISH AND CURE



DESCRIPTION

QIS CL 50 is a solvent-based acrylic resin-based curing and protection material used to cure concrete after all fresh concrete and concrete surface hardening applications and to prevent dusting by obtaining an insulated layer in concrete.

USAGE AREAS

- On all vertical and horizontal concrete surfaces.
- On industrial floors.
- In reinforced concrete floors.
- On parking lots, warehouse floors.
- As a curing and polishing agent on printed concrete systems.

CHARACTERISTICS

- Single component, ready to use.
- The strength of a concrete cured with QIS CL 50 increases compared to normal concrete.
- It prevents cracks that may occur during curing in concrete.
- It prevents dusting on the concrete surface.
- It increases the abrasion resistance of concrete.
- It does not change color on the surface.
- It is multi-purpose. Dusting is prevented by curing and insulation with the film layer obtained in the concrete and its permanence is increased by protecting the concrete surface.
- It is used indoors and outdoors.
- UV resistant.
- It has a water-repellent property.
- It provides water impermeability.
- It increases the resistance of concrete to chlorine.
- One or more coats may be applied to the old hardened concrete surface at regular intervals to maintain the concrete strength continuously, to prevent dusting and to obtain gloss on the surface.

APPLICATION METHOD

Application

- Curing and protective layer application on fresh concrete is performed after concrete and surface hardener application, when the concrete surface is set in such a way that it will not deteriorate or immediately after the removal of the molds, before the formation of the joints.
- Application of dust preventive and protective layer on old concrete; After the concrete surface is thoroughly cleaned from dust and other materials, material is applied to the dry surface. The material is applied by brush, roller or spray.

- In brush or roller applications, the concrete must set sufficiently in order not to damage the concrete surface.
- After outdoor applications, the concrete surface should be protected from external factors such as rain for 2-3 hours.
- The second coat is applied 24 hours after the first coat application.
- After the application, the drying time of the material is 60 minutes at a temperature of 20°C.
- After the material is applied, the surface may darken slightly, but after a certain period of time, the surface will return to its original color.

CONSUMPTION

Depending on the absorbency of the concrete surface and the ambient temperature; 0.300 - 0.400 lt / m² (2 coats)

PACKAGING AND STORAGE

20 litre metal can and 200 litre drum

Since it is flammable, it should be kept away from fire and hot environment. In its original package, it has a shelf life of 1 year when stored at +5°C / +25°C in dry, protected and ventilated environments, protected from frost and direct sunlight.

SAFETY PRECAUTIONS

Since the material contains solvent, contact with the skin and eyes should be prevented, and in case of contact, it should be washed with plenty of water and consulted a doctor. Gloves and protective mask/goggles should be used during use and the material should not be inhaled. Since it is a flammable material containing solvent, it should never be smoked during application and avoid any source of fire such as welding, cutting machines. In indoor applications, the practitioner should be rested in the outdoor area for a certain period of time approximately every 30 minutes.

TECHNICAL DATA

Material structure	Acrylic and solvent based, transparent
Density	0.88 ± %2 g/cm ³
Flash Point	88°C
Surface temp. to be applied	(+5°C) – (+35°C)
Drying time (20°C)	45-60 minutes

The above values are given at +20°C and for 50% relative humidity. High temperatures shorten the time, low temperatures prolong the time.

QIS MOLDEX SKL 400

WOOD AND PLYWOOD MOLD OIL



DESCRIPTION

QIS MOLDEX SKL 400 is a special mixture obtained from distilled water with a mixture of high-quality mineral oil and emulsifiers. It is used to facilitate the separation of the molds from the concrete on all kinds of absorbent mold surfaces, to ensure that the molds are easily and quickly removed and cleaned, and to obtain a smooth concrete surface.

USAGE AREAS

It is used on all kinds of absorbent mold surfaces, especially wooden molds. When applied to plywood and wooden molds, it allows easy and fast removal of the mold and makes it easier to clean the mold.

CHARACTERISTICS

- It provides easy disassembly of the formwork and obtains smooth-surface concrete. It facilitates placing the concrete in the mold and removing air bubbles, and facilitates the cleaning of the mold.
- It increases the efficiency and life of the mold in which it is used, significantly reducing the cost of molding and workmanship in structures.
- It does not pose an adherence problem, so it eliminates the use of paint and preplaster primer on concrete surfaces.

APPLICATION METHOD

The moulds must be clean before using the QIS MOLDEX SKL 400. The application is performed homogeneously on the mold surface in a single layer with a brush, roller or spray. In order to achieve the best performance, it should be ensured that the product forms a thin film layer. Excessive oil on the surface should be removed with sponge, cloth, etc. as excessive use of oil may cause staining in the concrete. Newly applied formwork surfaces should be protected from rain before concrete pouring.

CONSUMPTION

Depending on the condition, surface, type and separation method of the mold, 25-30 m² surface is covered with 1 lt.

PACKAGING AND STORAGE

20 kg canisters,

The shelf life is 24 months in its original, unopened packaging in a cool and dry environment.

SAFETY PRECAUTIONS

Contact of the product with the skin and eyes should be prevented, and in case of contact, it should be washed with plenty of water. If swallowed, drink a few glasses of water immediately and seek medical advice. In case of contact with eyes, they should be washed immediately with plenty of water and medical assistance should be obtained. Gloves and protective goggles should be used during use

TECHNICAL DATA

Color	Milk white
Content	Mineral oil-based emulsion
Density	0,90 – 0,95 gr/cm ³ [20°C]
pH	6-8
Ignition Point	Non-flammable

The above values are given at +20°C and for 50% relative humidity. High temperatures shorten the time, low temperatures prolong the time.

QIS MOLDEX SKL 400 K

CONCENTRATED MOLD OIL



DESCRIPTION

QIS MOLDEX SKL 400 K is a concentrated mold oil containing mineral oil used by emulsifying with water for easy removal of molds and obtaining smooth-surface concrete after concrete casting.

USAGE AREAS

- The current (concentrated) state of the product is in steel and plastic molds,
- The diluted version of the product can be used in wooden and plywood molds.

CHARACTERISTICS

- It ensures that clean and smooth concrete is obtained.
- It provides easy and fast separation of the mold from the concrete.
- It makes the mold easy to clean.
- It does not stain the mold.
- It extends the life of the mold.

APPLICATION METHOD

Mixing

- QIS MOLDEX SKL 400 K is used by emulsifying with water. (Non-absorbent steel can be used on surfaces such as plywood without being diluted.)
- QIS MOLDEX SKL 400K: WATER ratio ; Depending on whether the surface is smooth/glossy or absorbent
It can be changed from 1:1 to 1:10.
- 5-7 times on smooth and glossy surfaces,
- It can be diluted up to 10 times on absorbent surfaces.
- The general mixing ratio is 1:3.
- The material should be thoroughly mixed before use.
- Depending on how many times the volume is diluted, the required amount of water is placed in a bucket.
- QIS MOLDEX SKL 400 K concentrated material is mixed with mixer and added to water.
- After this mixture, a white colored material is obtained.

Application

- Mold oil application should be performed 2-3 hours before casting.
- The emulsion obtained after the water mixture with QIS MOLDEX SKL 400 K is sprayed and applied by brush or roller.
- In new molds, two coats can be applied according to the absorption rate of the wood.
- The kept emulsion should be mixed with the mixer before reuse.
- If the emulsified product freezes, there may be thaws in the material. In this case, the material should be kept in a warm environment for a few hours, then mixed with a mixer and made ready for use.

CONSUMPTION

With 1 Liter of material;
On rough surfaces 20-40 m²
On flat surfaces 40-80 m²

PACKAGING AND STORAGE

30 lt canister.
Shelf life is 1 year when stored in its original packaging at +5°C / +25°C in dry, protected and ventilated environments, protected from direct sunlight and frost. If no water is added, it is not affected by frost.

SAFETY PRECAUTIONS

Contact of the material with the skin and eyes should be prevented, and in case of contact, it should be washed with plenty of water. If swallowed, drink a few glasses of water immediately and seek medical advice. In case of contact with eyes, they should be washed immediately with plenty of water and medical assistance should be obtained. Gloves, protective masks and goggles should be used during use.

TECHNICAL DATA

Material structure	Mineral oil based, yellowish liquid
After mixing with water	White
Density	0,87 kg/liter
Application temperature	> 0°C

The above values are given at +20°C and for 50% relative humidity.
High temperatures shorten the time, low temperatures prolong the time.

QIS MOLDEX PC KAY

MINERAL BASED STEEL MOLD OIL



DESCRIPTION

QIS MOLDEX PC KAY is a special blend prepared with high-quality mineral oils and chemicals. It is used to facilitate the separation of steel molds from concrete, to ensure that the molds are easily and quickly disassembled and cleaned, and to obtain a smooth concrete surface.

USAGE AREAS

- On all kinds of non-absorbent surfaces,
- In steel molds,
- In plastic molds.

CHARACTERISTICS

- It provides easy disassembly of the formwork and obtains smooth-surface concrete.
- It facilitates placing the concrete in the mold and removing air bubbles and facilitates the cleaning of the mold.
- It increases the efficiency and life of the mold in which it is used, significantly reducing the cost of molding and workmanship in structures.
- It does not pose an adherence problem, so it eliminates the use of paint and pre-plaster primer on concrete surfaces.

APPLICATION METHOD

Application

- The moulds must be clean before using the mould oil.
- The application is performed homogeneously on the mold surface in a single layer with a brush, roller or spray.
- In order to achieve the best performance, it should be ensured that the product forms a thin film layer.
- Excessive oil on the surface should be removed with sponge, cloth, etc. as excessive use of oil may cause staining in the concrete.
- Newly applied formwork surfaces should be protected from rain before concrete pouring.

CONSUMPTION

Depending on the condition, surface, type and separation method of the mold, 25-30 m² surface is covered with 1 lt.

PACKAGING AND STORAGE

30 lt canister.

Shelf life is 1 year when stored in its original packaging at +5°C / +25°C in dry, protected and ventilated environments, protected from direct sunlight and frost. If no water is added, it is not affected by frost.

SAFETY PRECAUTIONS

Contact of the product with the skin and eyes should be prevented, and in case of contact, it should be washed with plenty of water. If swallowed, drink a few glasses of water immediately and seek medical advice. In case of contact with eyes, they should be washed immediately with plenty of water and medical assistance should be obtained. Gloves and protective goggles should be used during use.

TECHNICAL DATA

Material structure	Mineral oil-based liquid
Color	Transparent dark yellow
Density	0,85 - 0,90 gr/cm ³ (20°C)
pH	6-8
Ignition Point	95°C

The above values are given at +20°C and for 50% relative humidity.
High temperatures shorten the time, low temperatures prolong the time.

QIS DECO MOLD

AGED EFFECT TRANSMITTER AND MOLD SEPARATOR
FOR PRINTED CONCRETE SYSTEMS



DESCRIPTION

QIS DECO MOLD is a powder mold reagent that gives both mold separator and colorant and aged surface appearance in printed concrete systems.

USAGE AREAS

- Indoors and outdoors,
- In molds used in printed concrete systems.

CHARACTERISTICS

- It prevents the adhesion of printed concrete system molds to the concrete and breakage of the edges.
- It provides easy and fast separation of the mold from the concrete.
- It makes the mold easy to clean.
- It ensures that the mold patterns are fully reflected on the concrete surface.
- It gives an aged effect on the concrete surface with a surface hardener on which it is applied.
- The effect can be given in different colors.

APPLICATION METHOD

Application

- After the application of QIS DEKORATON surface hardener, the QIS DECO MOLD powder material is completely sprinkled on the surface.
- The printing process is started with molds.
- After 1-2 days, the pressurized washing process is started according to the desired surface. High-pressure flushing gives a less aging appearance, while low-pressure flushing gives a more aging surface appearance.

CONSUMPTION

200 - 400 gr / m²

PACKAGING AND STORAGE

10 kg plastic bucket.

Shelf life is 1 year when stored in its original packaging at +10°C / +30°C in dry, protected and ventilated environments, protected from direct sunlight and frost.

SAFETY PRECAUTIONS

Contact of the product with the skin and eyes should be prevented, and in case of contact, it should be washed with plenty of water. If swallowed, drink a few glasses of water immediately and seek medical advice. In case of contact with eyes, they should be washed immediately with plenty of water and medical assistance should be obtained. Gloves and protective goggles should be used during use.

TECHNICAL DATA

Material structure	Powder
Color	White and gray

The above values are given at +20°C and for 50% relative humidity. High temperatures shorten the time, low temperatures prolong the time.

QIS BETORIPPER

CONCRETE-CEMENT RESIDUE AND EQUIPMENT CLEANER



DESCRIPTION

QIS BETORIPPER is a material used to remove residues such as concrete and cement on acid-resistant surfaces.

USAGE AREAS

- Ready-mixed concrete plants,
- Trans-mixers,
- Concrete and screed pumps,
- Sewage - wastewater pipes,
- It is used during and after the construction to clean the wastes and residues on the coating materials such as ceramics, natural stone, granite, porcelain and on the joints.

CHARACTERISTICS

- It does not corrode the inner and outer surface of the surface where it is used and does not change its appearance.
- It removes rust and dirt, concrete debris.

APPLICATION METHOD

Mixing

The material can be diluted with water at a ratio of 1:1 - 1:5 according to the amount of residue on the surface.

Application

- The material is poured on the dry surface and spread with a brush.
- After waiting for 2-3 minutes, cleaning is started by scrubbing with cloth by hand or wet dry vacuum machine.
- In places with dense concrete residue, the material is applied several times at 15-minute intervals.
- It should be cleaned by keeping the material on the coating without being diluted with water in the cleaning of difficult residues.
- When cleaning is finished, the surface is washed with plenty of water and left to dry.

CONSUMPTION

It varies according to the density of the residue.
Average consumption 50 - 250 gr/m²

PACKAGING AND STORAGE

30 kg acid-resistant container

In its original packaging, it has a shelf life of more than 2 years when stored at +5°C / +25°C in dry, protected and ventilated environments, protected from direct sunlight and frost. If the product freezes, it can be used by mixing thoroughly after being left at +20°C and thawed.

SAFETY PRECAUTIONS

Since the product is acid based; use glasses, protective work clothes, rubber gloves during use. Contact with the skin should be prevented, in case of contact, it should be washed with plenty of water and if irritation continues, a doctor should be consulted immediately. Eye contact should be prevented, in case of contact, it should be washed with plenty of water and a doctor should be consulted immediately. In case of inhalation or swallowing, try to vomit and consult a doctor immediately. Keep away from food and beverages. Keep out of reach of children.

QIS PU TİNER

POLYURETHANE BASED SPECIAL THINNER, THINNER



DESCRIPTION

QIS PU TİNER is a thinner developed for polyurethane products with a moderately slow drying rate. It thins polyurethane-based products and makes them easier to use with spray machines.

USAGE AREAS

- For thinning PU based products

CHARACTERISTICS

- It ensures perfect drying of thinned products.
- It improves the final appearance of the product after drying.

APPLICATION METHOD

Mixing

The material is ready for use.

It is added to the product to be used according to the desired consistency and mixed thoroughly with the mixer.

Application

It is used at the mixture ratios specified in the technical bulletin or label information of the product to be used. It is a thinner that can be used especially in cases where slow drying is desired (in hot climates).

CONSUMPTION

Variable according to the product in which it is used.

PACKAGING AND STORAGE

15 liter cans

In its original packaging, when stored in ventilated, dry and protected environments at +5°C/+25°C, protected from sun, rain and frost, its shelf life is 1 year from the date of manufacture.

SAFETY PRECAUTIONS

Wear protective gloves, glasses and clothing. Avoid eye and skin contact. In case of skin contact, wash with plenty of water and soap. In case of eye contact, rinse with plenty of water and consult a doctor immediately. Keep out of the reach of children. Do not swallow, do not use empty packages for storing foodstuff and drinking water. Do not approach with fire. Take precautions against static electricity discharge.

TECHNICAL DATA

Color	Colorless, transparent
Density (g / ml, 20 ° C)	0,86-0,90
Flash Point (°C)	24,5

The above values are given at +20°C and for 50% relative humidity. High temperatures shorten the time, low temperatures prolong the time.





10

ANCILLARY PRODUCTS

QIS CHAMFERING BAND
QIS BUTYL BANDS
QIS INFLATABLE BANDS
QIS BAND TPE/EPDM
QIS PVC WATER
RETAINING BANDS

QIS CHAMFERING BAND

THERMOPLASTIC ELASTOMER-BASED WATERPROOFING BAND WITH POLYESTER MESH CARRIER



DEFINITION

QIS CHAMFER BAND is a thermoplastic elastomer-based, elastic, polyester mesh carrier joint insulation band used in corner insulation on structural cold joints and wet floors.

USAGE AREAS

- In wet areas,
- Structural joints,
- In terraces and parapets,
- In water tanks and pools,
- In roof compositions,
- In treatment plants,
- It is used to insulate cold joints formed in flooring and curtains.

CHARACTERISTICS

- It is elastic.
- It is resistant to tearing and abrasion.
- It is resistant to many chemicals.
- It is suitable for use with all sliding insulation materials based on bitumen, cement and resin.
- It is resistant to UV and ozone.
- It is resistant to microorganisms.
- It's not poisonous.
- It is used on all horizontal and vertical surfaces.

APPLICATION METHOD

Surface Preparation

The joint surface to be applied should be free from dust, oil, paint, curing and other substances. The surface should be flat and level.

Application

- The first layer of waterproofing material is applied on the cold joint.
- QIS CHAMFERING BAND is placed on top of the fresh waterproofing material and buried.
- By pressing with a brush, the mesh parts are covered thoroughly with waterproofing material.
- After the first layer is dried, the application is completed with additional layer insulation material.

PACKAGING AND STORAGE

In 50 meter rolls.

In its original packaging, it has an unlimited shelf life when stored in ventilated, dry and protected environments at +5°C / +25°C, protected from sun, rain and frost.

SAFETY PRECAUTIONS

During mixing and application, skin and eye contact of the product should be prevented, washed with water in case of contact, and a doctor should be consulted in case of eye contact.

TECHNICAL DATA

Structure	Polyester mesh and Thermoplastic Elastomer (TPE)
Thickness	0,60 mm
Dimension	120x70 mm
Elongation	~ 150%
Resistance to water pressure	2 bar
UV resistance	Full
Service temperature	-40°C / +90°C
Tear strength	1,5 bar

The above values are given at +20°C and for 50% relative humidity. High temperatures shorten the time, low temperatures prolong the time.

QIS BUTYL BANDS

GEOTEXTILE COATED BUTYL BANDS



DEFINITION

It is a butyl-based, self-adhesive joint insulation band used in corner insulation on structural cold joints and wet floors, the upper part of which is covered with non-woven felt, divided in half.

USAGE AREAS

- Many different surfaces such as concrete, ceramic, plastic, glass, metal, wood, bitumen, polycarbonate, gypsum boards,
- In wet areas,
- In indoor tiles, ceramics, plate coatings,
- At ground-wall junctions.

CHARACTERISTICS

- It is self-adhesive, easy to apply.
- It is highly adhesive.
- It is elastic.
- It is 100% waterproof.
- It is suitable for use on many surfaces such as bitumen, cement and ceramics.
- It is suitable for use even at low temperatures.

APPLICATION METHOD

Surface Preparation

- The joint surface to be applied should be free from dust, oil, paint, curing and other substances that will prevent adhesion.
- The surface should be firm, flat and dry.

Application

- The silicone paper layer on the back of the band is peeled off and pressed by a roller or hand to ensure full adhesion to the surface.
- The overlap of the band should be 5 cm..
- Insulation material is applied on it.
- The material must be protected from direct UV rays.

DIMENSIONS

BUTYL BAND	Width (mm)	Thickness (mm)
QIS BUTIL 50	50	1
QIS BUTIL 100	100	1
QIS BUTIL 120	120	1
QIS BUTIL 150	150	1

PACKAGING AND STORAGE

In its original package, it has a shelf life of at least one year when stored in ventilated, dry and protected environments at +5°C / +25°C, protected from sun, rain and frost. The material is not affected by frost, but at temperatures above +50°C, it becomes difficult to separate the material from the silicone paper layer.

SAFETY PRECAUTIONS

Protective gloves, glasses, clothing should be used during application. Contact of the product with eyes and mouth should be avoided. If swallowed, a doctor should be consulted.

TECHNICAL DATA

Chemical structure	Butyl
Dry matter	100%
Solvent	Free
Application temperature	0°C / +40°C
Service temperature	-30°C / +90°C
Elongation	> 70% (EN 12311-1)
Resistance to water pressure	0.2 bar (EN 1928-B)
Peeling test	≥ 90 N/50mm (ASTM D100)
Vertical yield	0 (ISO 7390)
Tensile strength	>100 N/50mm (EN 12311-1)

The above values are given at +20°C and for 50% relative humidity. High temperatures shorten the time, low temperatures prolong the time.

QIS INFLATABLE BANDS

ACRYLIC-BENTONITE-POLYMER INFLATABLE BANDS



BENTONITE



ACRYLIC



POLYMER

DEFINITION

Acrylic, Bentonite, Polymer swelling bands are joint bands that swell and provide insulation by expanding the volume hydrophilically when in contact with water.

USAGE AREAS

It is used in all kinds of construction joints, tunnel segment joints, shaft and collectors, pipe transitions, prefabricated structure joints, cable duct joints.

CHARACTERISTICS

- It is elastic.
- It is resistant to tearing and abrasion.
- It is resistant to chemicals such as petroleum and oil.
- Resistance to seawater, treatment water, sewage water.
- It does not contain bentonite.
- It is resistant to microorganisms.
- It is used on all horizontal and vertical surfaces.
- It is not affected by freezing and thawing.
- It does not cause corrosion, oxidation.

APPLICATION METHOD

Surface Preparation

The surface to be applied should be free from dust, cement particles, oil, paint, curing and other substances. The presence of rain or water on the surface during the application causes the band to expand prematurely. Therefore, the surface must be dry.

Application of Adhesive

Polyurethane, epoxy or MS polymer based mastic and adhesives can be used if it is necessary to bond acrylic, bentonite, polymer swelling bands to the surface. Before starting the application, the adhesive must not be fully dried (tack free) and a tape must be adhered on it when it is half wet. Nailing can be done on uneven or vertical surfaces if necessary.

Application

- Acrylic, bentonite, polymer swelling band are placed on the adhesive and in the middle of the application surface.
- The band end points are joined by direct splicing or by making 5 cm overlapping at the splices.

PACKAGING AND STORAGE

Inflatable Bands	Roll length	Box
H 20x5	10 m	8 rulo = 80 m
H 20x10	12 m	6 rulo = 72 m
H 20x25	5 m	5 rulo = 25 m

In the original package, in ventilated, dry and protected environments at +5°C / +25°C, shelf life is at least 3 years from the date of manufacture when stored protected from sun, rain and frost.

SAFETY PRECAUTIONS

Protective gloves, glasses, clothing should be used during application. Contact of the product with eyes and mouth should be avoided. If swallowed, a doctor should be consulted.

GENERAL INFORMATION

Bentonite bands are dispersed in water and react.

Acrylic bands react by swelling 400%.

Polymer bands react by swelling 800%.

TECHNICAL DATA

Structure	Acrylic - hydrophilic resin, Rubber
Density	1.25 ± 0.02 [ASTM D471]
Color	Black or red
Hardness (Shore A)	~ 40 [ASTM D2240]
Elongation at Break	500-780%
Tensile strength	1.1 - 2.0 N/mm ² [ASTM D412]
Water Pressure Resistance	5 Bars
Service Temperature	-30°C / +80°C

The above values are given at +20°C and for 50% relative humidity. High temperatures shorten the time, low temperatures prolong the time.

QIS BAND TPE/EPDM

THERMOPLASTIC/EPDM ELASTOMER BASED DILATION BAND



DEFINITION

QIS BAND TP and EPDM, are dilatation bands used in the closure and insulation of expansion and construction joints.

USAGE AREAS

It is used in building joints, dilatation joints, tunnel segment joints, cold joints, water tanks, terrace roof compositions, treatment facilities.

CHARACTERISTICS

- It is elastic.
- It is resistant to tearing and abrasion.
- It is chemical resistant.
- It is suitable for use with bitumen.
- It is UV resistant.
- It is resistant to microorganisms.
- It is not poisonous. It can be used in drinking water.
- The edges are perforated for good adhesion.
- It is used on all horizontal and vertical surfaces.

APPLICATION METHOD

Surface Preparation

The surface to be applied should be free from dust, oil, paint, curing and other substances. The surface should be flat and level.

Filling of Joints

Joints that will remain under the band should be masticated with appropriate joint fillers. Before starting the application, care should be taken that the mastic has completed its curing.

Application

Epoxy-based adhesive is applied to the outer surface of the dilatation-expansion joints. Epoxy-based adhesive is also applied to the lower edges of the QIS BAND TP/EPDM band. Adhesive should not be smeared on the middle part of the band. QIS BAND TP/EPDM is glued on top of the joint.

CONSIDERATIONS

Adhesive should not be smeared on the flexible middle part of the band. Otherwise, the band will lose its flexibility.

PACKAGING AND STORAGE

In 25 meter rolls.

In its original packaging, it has an unlimited shelf life when stored in ventilated, dry and protected environments at +5°C / +25°C, protected from sun, rain and frost.

DIMENSIONS

QIS BAND TP/EPDM	Width (mm)	Thickness (mm)
TP-EPDM	15/1	15/1
TP-EPDM 15/1,5	15	1,5
TP-EPDM 20/1	20	1
TP-EPDM 20/1,5	20	1,5
TP-EPDM 25/1	25	1
TP-EPDM 25/1,5	25	1,5
TP-EPDM 30/1	30	1
TP-EPDM 30/1,5	30	1,5

QIS BAND TP TECHNICAL DATA

Structure	Thermoplastic Polyethylene (TPE)
Color	Gray
Hardness	80 Shore A
Elongation	600%
Resistance to water pressure	> 8 bars
UV resistance	Full
Service temperature	-30°C - +90°C
Tensile strength	> 6 N/mm ²
Tear strength	> 600 N/cm

QIS BAND EPDM TECHNICAL DATA

Structure	EPDM Dilatation Band
Color	Black
Service Temperature Value	-40/+120°C
Value of Elongation at Break	480%
Tear strength	> 80 N/mm
Resistance to Water Pressure	> 8 bar
Tensile Strength	> 7,5 Mpa
Static Load Resistance	> 15 kg
Waterproofing	> EN1928W1
UV resistance	> EN1844 High
Ozone Resistance	> EN1844 High
Sulfuric Acid Resistance	Good
Alcohol Resistance	Good

The above values are given at +20°C and for 50% relative humidity. High temperatures shorten the time, low temperatures prolong the time.

QIS PVC WATER RETAINING BANDS

PVC BASED WATER RETAINING BAND



DEFINITION

PVC water retaining bands are modified PVC based flexible water retainers produced in special sections that ensure the sealing of construction and expansion joints when concrete is poured. Depending on their area of use, they are supplied in different sizes and bands.

USAGE AREAS

- Dams,
- Tunnels,
- Ponds,
- Irrigation channels,
- Water tanks,
- Swimming pools,
- Docks,
- Bridges,
- Treatment plants,
- Metro construction,
- Viaducts,
- Retaining walls,
- In foundations and floors.

CHARACTERISTICS

- It can be easily cut and easily welded.
- It can be fixed to the rebar.
- It can be applied in multi-combinational details.
- It keeps water leaks in a certain area.
- Fabrication composite parts can be produced.




TECHNICAL DATA

Chemical Structure	Modified Polyvinyl Chloride
Density	1,27 g/cm ³
Service temperature	-35°C , +55°C
Tensile strength	> 12N / mm ²
Shore A Hardness	86
Elongation of Rupture	> 200%
Water Absorption Rate	No more than 1.5% (by mass)
Ash Ratio	No more than 5.0% (by mass)

The above values are given at +20°C and for 50% relative humidity.
High temperatures shorten the time, low temperatures prolong the time.

QIS[®]

CONSTRUCTION CHEMICALS



QIS®

CONSTRUCTION CHEMICALS

www.qisturkiye.com

QIS CONSTRUCTION CHEMICALS CO.

Factory;

Marmara Geri Dönüşümcüler Org. San. Bölğ.
Şekerpınar Mah. Beste Sk. No: 10
Çayırova / KOCAELİ - TÜRKİYE
Phone: +90 262 655 00 13